

INDIANA DEPARTMENT OF NATURAL RESOURCES
DIVISION OF STATE PARKS

2020 STATE PARK DEER MANAGEMENT HUNT INFORMATION SHEET



Indiana Department
of Natural Resources

Lincoln State Park
812-937-4710

THIS IS A FIREARMS ONLY HUNT



Memories made naturally.

Please print a copy of this document for your reference. You are responsible for understanding all the following information.

Participating hunters should be aware that they will be required to adhere to Back on Track guidelines regarding COVID-19. Information can be found at: <https://backontrack.in.gov/>

Important Note

We appreciate your willingness to help manage the impact from deer browsing. For this management hunt to be effective, please harvest any deer that presents a safe and ethical shot (within established bag limits), especially those that are antlerless. Please make every effort to be present during the management hunt. The number of hunters allowed at each park is strategically calculated. Your absence affects how successfully we reach our objective of a balanced ecosystem. Our #1 concern during this hunt is safety. With this in mind, the following information and rules apply:

- General: All IN DNR Property Rules and Indiana Hunting Regulations will be enforced. Hunters are permitted to harvest deer only. No other animals may be taken during the reduction period. Friends and family will not be permitted to wait for hunters on the property during the hunt periods.
- Date & Time: The 2020 deer management hunts will be conducted on November 16th & 17th and on November 30th & December 1st. The park will be closed to the general public starting from 8 p.m. EST (7 p.m., CST) on the Sunday, November 15th before the first hunt period through 8 a.m. EST (7 a.m. CST) on Wednesday, November 18th and 8 p.m. on Sunday, November 29th before the second hunt period through 8 a.m. EST (7 a.m. CST) Wednesday, December 2nd following the second hunt period. **ALL HUNTERS WILL NEED A PHOTO ID TO ENTER AND EXIT THE PROPERTY.**
- Hunt Hours: Hunting hours are ½ hour before sunrise until 4:00 p.m. EST (3:00p.m. CST) on the days of the hunt. **No one will be allowed past the front gate before 5:00 AM CST.** All hunters must be checked out by **5:00 PM CST.**

- Open House:** If you have questions, park management will be at the park office on the Sunday before each hunt from Noon-4 PM CST. This will be a voluntary orientation session. You may also call with questions at (812)937-4710.
- Hunter Sign-In:** All Hunters must check in at the Entrance gate. The Park may be accessed only through the Entrance Gate. No parking along or entering from boundary roads. A photo ID and hunting license will need to be shown to enter the property.
- Bag Limit:** During each hunt period for which you have been drawn you are allowed to take up to three deer, only one of which can be antlered. These deer do not count against your regular state deer hunting license or bag limit. Please do not pass on antlerless deer for deer with antlers.
- Firearms:** All firearms, which may be legally used to hunt deer on public land in Indiana (as seen in the 2020-2021 Indiana Hunting & Trapping Guide) will be allowed. Archery equipment will NOT be permitted for these hunts, including the use of crossbows.
- Check Station:** All deer must be transported to the check station in the designated location on the property for biological data collection prior to leaving the property. You will be asked the sex of the deer and whether it is antlered or antlerless. Legal check-in is the responsibility of the hunter and is described below. The check station is the Entrance Gate where you checked in to the Park.
- Deer Check-In:** Hunters who successfully harvest a deer at state park deer reduction hunts must bring the deer to the designated location on the property for biological information to be recorded. The deer must have a temporary transportation tag completed and attached immediately upon harvest. Temporary transportation tags are provided below. The deer must also be checked-in through the online check-in system. Staff at parks are only keeping tallies of harvested deer, not checking them in. It is the hunter's responsibility to complete the legal check-in.

Deer can be checked in 3 ways:

- Online CheckIN Game System:
<https://secure.in.gov/apps/dnr/portal/#/checkin/customer-information>
- Traditional check stations:
<https://www.in.gov/dnr/fishwild/6271.htm>
- Phone-in option at 1-800-419-1326, however there will be a \$3 charge for this service (Visa or Mastercard only).

For general instructions on using the CheckIN Game system, visit this link:https://www.in.gov/dnr/fishwild/files/fw-CheckIN_Game_how_to.pdf

To check-in state park deer management harvests, use the following information:

- For county of harvest, please note that some properties span multiple counties
- You must select “Public – State” when asked for land type
- Select the appropriate property
- For license type, choose either “Early State Park” or “Late State Park.” Do not choose “Deer Reduction Zone.” The early management hunt is November 16 & 17 and the late management hunt is November 30 & December 1; choose accordingly.

After submitting your information you will be given a Confirmation Number that must be recorded on your temporary transportation tag and kept on the carcass until processing.

- Accessibility: If you have special needs, you should call the park office at least two weeks prior to your hunt period to explore potential arrangements. If desired, drawn hunters who possess a persons with disabilities hunting permit may bring a non-hunting individual at least eighteen (18) years of age by November 16, 2020 to assist them.
- Tree Stands: Non-penetrating tree stands may be put up by those drawn for the hunts. Steps must also be non-penetrating. A safety harness is highly recommended. Any stand left overnight in the park must have owners name, address, and phone number attached to the stand in some manner. We strongly suggest you place a lock on your stand. The park does not provide security for tree stands and is not responsible for missing or damaged stands. Scouting and stand placement is allowed one week prior to the hunt. NON-PENETRATING tree stands (with non-penetrating steps) may be put up by those drawn for the hunts; beginning at 8:00 a.m. on Monday, November 9th for hunt 1, and on Monday, November 23rd for hunt 2. All stands must be removed on the last day of the hunt for each period. The name and address of the owner must be clearly legible from the ground.
- Ribbon/Flagging: Use of flagging tape/ribbon is allowed but must be completely taken down after the hunt.
- Ground Blinds: Ground blinds will not be allowed for these reduction hunts.
- Non-Hunters: If you encounter any non-hunters, other than those accompanying drawn hunters, please contact property personnel and they will handle it.
- Hunter Orange: Hunters must wear both a solid hunter orange head covering (hat or cap) AND a solid hunter orange outer garment, such as vest, coat, or coveralls, during the time you are hunting in the park. This gear should be worn at all times.

- Lodging:** No camping or overnight accommodations will be allowed at Lincoln State Park during the reduction period. There are many choices for lodging and restaurants in the Dale, Santa Claus, and Rockport area.
- Alcoholic Beverages:** Absolutely NO ALCOHOLIC BEVERAGES shall be possessed or consumed in the park or during the hunt.
- Scouting:** Pre-hunt scouting will be allowed and is encouraged. All normal park fees apply. Scouting and stand placement is allowed one week prior to the hunt. NON-PENETRATING tree stands (with non-penetrating steps) may be put up by those drawn for the hunts; beginning at 8:00 a.m. on Monday, November 9th for hunt 1, and on Monday, November 23rd for hunt 2.
- Safety Zones:** **Yellow flagging** indicates safety zones and sensitive areas. Please shoot away from, or parallel to, the marked safety zones. Loaded firearms bows with nocked arrows and crossbows with loaded bolts are not permitted in safety zones, buildings, or service areas. Hunters must notify DNR staff before entering a safety zone to retrieve a downed deer. Please stay off the railroad tracks. Shooting is not permitted into or across roadways, into or across waterways, towards permanent manmade structures, or into or across private property. **Safety Zones are flagged in Yellow.**
- Park Boundaries:** **Boundaries are marked with white flagging.** You may **not** cross hunt boundaries. Do not go outside of the park to hunt. If an injured deer goes off park property please notify DNR personnel. It is the responsibility of each hunter to know these boundaries and to safely confine all hunting activities to these prescribed areas. Public scrutiny demands you act as responsible hunters. Respect the property of adjacent landowners.
- Field Dressing:** Please do not field dress deer in any mowed or public area; field dress at least 50 feet from any road or trail and cover the entrails with leaf litter. Field dressing should occur out of sight from trails, roads, and off property residences. All items and equipment used to dress a harvested deer must be removed by the hunter upon departure.
- Retrieval:** You are responsible to retrieve your deer from the field. All deer must be brought to the check station prior to leaving the park. Never leave a wounded deer down inside the property. DO NOT leave the property and trespass on private property in an attempt to retrieve a downed deer. Contact the check station, park personnel, or Law Enforcement personnel immediately. All retrieval and transportation of deer is the hunter's responsibility. Limited DNR personnel will be available to help with emergencies and special situations.
- Assigned Unit:** There are no assigned hunting units for these management hunts. You may hunt anywhere, except safety zones.

- Meat Handling:** You must take possession of all deer you harvest. All hunters will be responsible for the processing of their own meat. No harvested deer should be left at the park. Please plan in advance for donating your deer to charity or a foodbank if your freezer is full by the time of the hunt. It is up to you to pay all processing costs. When leaving the property with harvested deer, please cover them with a tarp or other suitable material.
- Hunter Image:** Please leave a positive image of deer hunters for other park users by removing any trash at the conclusion of your hunt, picking up all spent shells and casings, and covering any harvested deer while leaving the property. As a general rule, please take out anything you bring into the park. Please practice “leave no trace” ethics to ensure a clean and high quality park.
- Parking:** You may park in any designated parking space within the park unless it is within a safety zone. **Please do not park along the roads or on the grass.**
- Other Information:** NO ATV’s will be allowed in the park to provide hunter transportation, stand placement, or deer retrieval before or during the hunts. Travel within the park should be limited to movement to and from hunting areas and to the check station. Please do not drive around the park excessively.

TAKING OF ANTLERED & ANTLERLESS DEER

Please keep in mind the purpose of your deer hunting opportunity on Division of State Parks properties is to reduce the deer herd in order to prevent over browsing and the resulting damage to the properties’ vegetation.

Our primary goal is to take does since they have the largest long-term impact on a population. However, we recognize that antlered deer also directly contribute to the grazing impacts on the properties and appreciate your help with their removal. We are concerned that some hunters may be passing up antlerless deer and deer with small antlers. Those hunters who pass on opportunities to remove deer with no or small antlers are actually hurting our ability to reduce the over browsing problem. Whenever you have an opportunity to safely make an accurate, well-placed shot, please help us by taking that deer, regardless of the antler size.

We may also have hunters passing up deer because they have filled their freezer. While we do not want deer to be taken that will be wasted, if you do not need the meat from the 2nd or 3rd deer, please consider trying to locate someone prior to our deer reduction effort who needs additional deer meat.

We do not want to restrict your opportunity to take home a deer, including its antlers. However, we may be forced to do so in the future if today’s hunters pass up deer that need to be removed.

Thank you for your help in this important effort.

Lincoln State Park

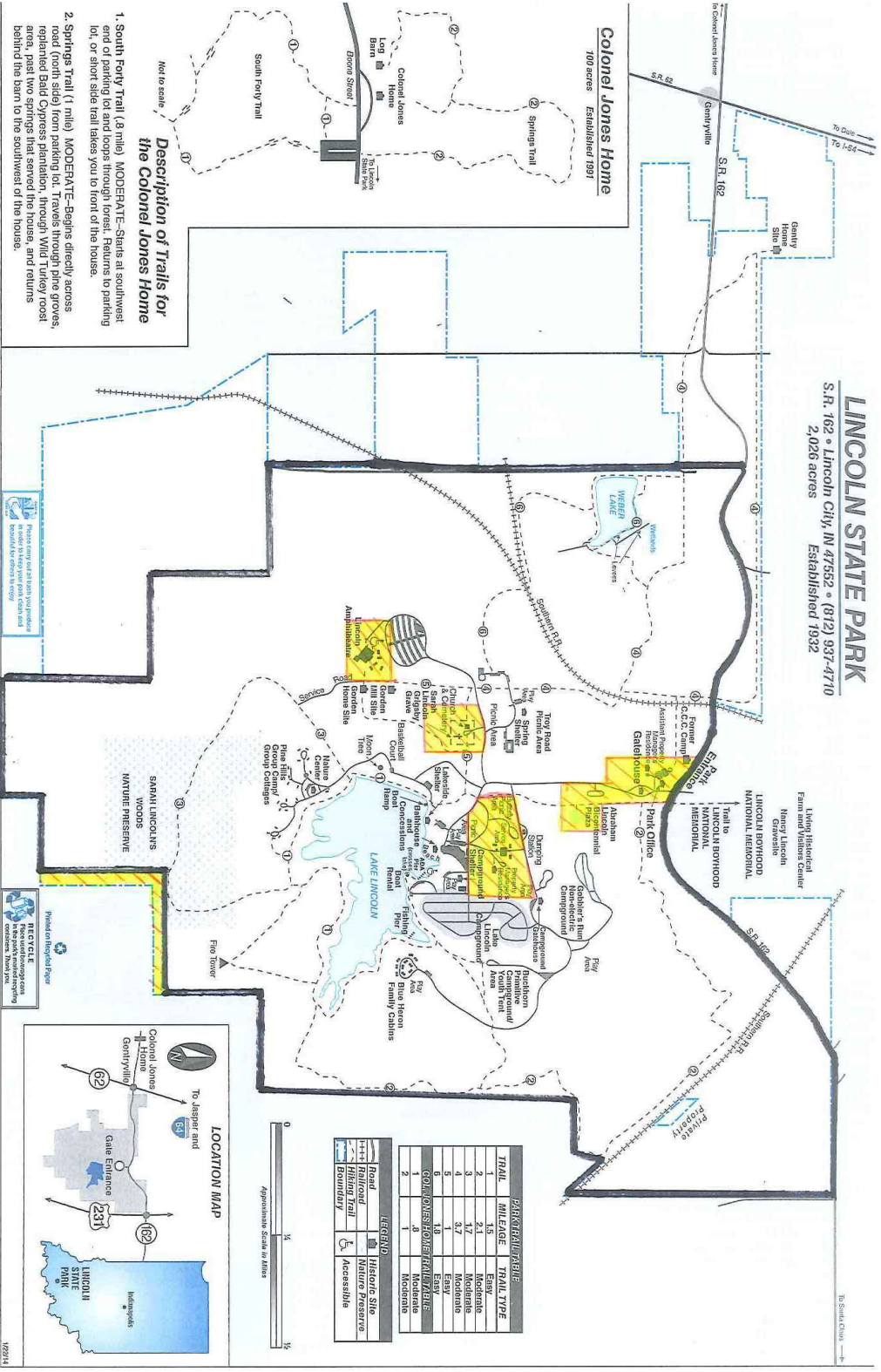
2020 Deer Reduction

IF YOU HAVE ANY QUESTIONS, CALL (812)937-4710

Park office hours 8:30 AM to 4:00 PM CST

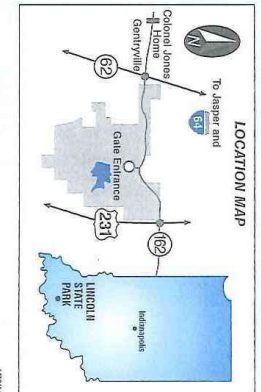
LINCOLN STATE PARK

S.R. 162 • Lincoln City, IN 47552 • (317) 937-4710
 2,026 acres Established 1932



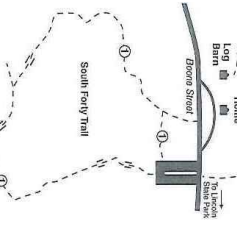
TRAIL	DIFFICULTY	TRAIL TYPE
1	1.5	Easy
2	2.0	Moderate
3	2.5	Moderate
4	3.0	Moderate
5	3.5	Moderate
6	4.0	Easy
7	4.5	Easy
8	5.0	Easy
9	5.5	Moderate
10	6.0	Moderate

LEGEND	DESCRIPTION
—	Road
—+—+—	Railroad
- - -	Hiking Trail
---	Boundary
⊗	Historic Site
⊕	Nature Preserve
♻️	Recycling Station
♿	Accessible



Description of Trails for the Colonel Jones Home

1. South Fork Trail (8 mile) MODERATE—Starts at southwest end of parking lot and loops through forest. Returns to parking lot, or short side trail takes you to front of the house.
2. Springs Trail (1 mile) MODERATE—Begins directly across road (north side) from parking lot. Travels through pine groves, replanted Bald Cypress plantation, through Wild Turkey roost area, past two springs that served the house, and returns behind the barn to the southwest of the house.



HUNTING AREA BOUNDARY - WHITE FLAGGING
 SAFETY ZONE - NO HUNTING - YELLOW FLAGGING



Deer Transportation Tag



Name: _____

Address: _____

License number: _____

Deer harvest information:

Antlered or Antlerless (circle one)

Harvest Date: _____

Harvest Time: _____

Confirmation number* : _____

*Only required when using CheckIN Game



Deer Transportation Tag



Name: _____

Address: _____

License number: _____

Deer harvest information:

Antlered or Antlerless (circle one)

Harvest Date: _____

Harvest Time: _____

Confirmation number* : _____

*Only required when using CheckIN Game



Deer Transportation Tag



Name: _____

Address: _____

License number: _____

Deer harvest information:

Antlered or Antlerless (circle one)

Harvest Date: _____

Harvest Time: _____

Confirmation number* : _____

*Only required when using CheckIN Game