

INDIANA HORSE RACING COMMISSION



Photo: Courtesy of Lawrence Van Garrett/coadyphoto.com



2010 ANNUAL REPORT

Photo: Courtesy of Dean Gillette

www.IN.gov/hrc



Table Of Contents

Indiana Racetracks & OTB's	3
Commissioners and Senior Staff	4
Commission Race Track Staff	4
Live Racing at Tracks	5
Simulcast Handle	5
Total In-State Handle	6
Distribution of the Wagering Dollar	7
State Revenues	7
Occupational Licensing	8
Equine and Human Drug Testing	9
Breed Development Programs, Awards and Revenues	10
Breed Development Committees	10
Racino Slot Revenue Allocation	11
2011 Live Racing Dates	12

Indiana Racetracks & OTB's



HOOSIER PARK RACING • CASINO

a Centaur Gaming Destination

Mailing Address

4500 Dan Patch Circle, Anderson, Indiana 46013
Telephone: 765-642-RACE (7223) Fax: 765-683-2599

Meet Period

March 25, 2010 - July 11, 2010 (Standardbred)
July 30, 2010 - October 24, 2010 (Thoroughbred/Quarter Horse)
(143 Racing Days - 63 Flat Racing; 80 Standardbred Racing)

Track Stats

Grandstand Seating Capacity: 1,750
Barn Area Stall Space: 980
Size of Track: Length: 7/8 mile, Width: 90 feet

Off Track Betting Parlor Locations

Ft Wayne OTB - 1820 West Washington Center Road; Phone: (260) 490-9006
Indianapolis OTB - 110 West Washington St.; Phone: (317) 656-7223
Merrillville OTB - 7610 Broadway; (219)-755-0000



Mailing Address

4200 N Michigan Rd, Shelbyville, Indiana 46176
Telephone: 317-421-0000 Fax: 317-421-0100

Meet Period

April 16, 2010 - July 14, 2010 (Thoroughbred/Quarter Horse)
July 23, 2010 - November 9, 2010 (Standardbred)
(143 Racing Days - 63 Flat Racing; 80 Standardbred Racing)

Track Stats

Grandstand Seating Capacity: 800
Barn Area Stall Space: 644
Size of Track: Length: 1 mile, Width: 80 feet;
7 Furlong Turf Course, Width: 98 feet

Off Track Betting Parlor Locations

Evansville OTB - 5480 E Indiana St; Phone: (812) 280-1013
Clarksville OTB - 650 Eastern Blvd.; Phone: (812) 473-8910

Indiana Horse Racing Commission

Commissioners



Sarah McNaught
Chairman

Sarah McNaught Chairman
Alan Armstrong Vice-Chairman
Jim Lauck Member
Doug Grimes Member
Steve Schaefer Member

Commission Senior Staff

Joe Gorajec Executive Director
Deena Pitman Assistant Executive Director
Terry Richwine Director of Security
Wendi Samuelson-Dull Controller
Jessica Barnes Director of Racing & Breed Development
Angela Demaree, DVM Equine Medical Director



Joe Gorajec
Executive Director

Race Track Staff

Richard Wilbur Investigator
Brad Jones Investigator
Al Simpson Investigator
Abi Meister Licensing Supervisor
Erin Ward Indiana Downs Licensing Manager
Deanna LeGere Hoosier Park Licensing Manager

To further assist the Commission with its regulatory responsibilities, individuals below provided professional or technical service at Hoosier Park and Indiana Downs during the 2010 racing season.

Standardbred Judges

Timothy Schmitz, Presiding Judge
Jim Curran, Associate Judge
Richard (Dick) DiSantis, Associate Judge

Thoroughbred Stewards

Stanley Bowker, Sr. State Steward
Tim Day, Associate Steward
Dan Fick, Associate Steward

Commission Veterinarians

Melinda Poole, DVM
Katie Ivester, DVM
Janice Sojka, DVM
Jason Hammelman, DVM
Jared Gould, DVM
Robert Ferguson, DVM

Veterinary Technicians

Stephanie Adams Barbara Sigman
Jenna Hardy Cheryl Morris
Megan Everhart Yvonne Stephens
Jenny Baughman

Laboratory Technicians

Lou Ann Barnett Patty Cawthorn
Lee Ann Wallen Janet Curran

Racing Inspectors

Karla Vaughn
Shelly McCracken-Rania

Live Racing at Tracks

Standardbred	Hoosier Park	Indiana Downs	Total
Number of Dates	80	77*	157
Total Handle	\$2,344,632	\$1,585,061	\$3,929,693
Average Daily Handle	\$29,308	\$20,585	\$25,030
Thoroughbred	Hoosier Park	Indiana Downs	Total
Number of Dates	63	57*	120
Total Handle	\$2,248,967	\$2,014,585	\$4,263,552
Average Daily Handle	\$35,698	\$35,344	\$35,530
Quarter Horse	Hoosier Park	Indiana Downs	Total
Number of Races	90	98	188
Total Handle	\$308,207	\$299,996	\$608,203
Average <u>Per-Race</u> Handle	\$3,425	\$3,061	\$3,235
Total Live Handle	Hoosier Park	Indiana Downs	Total
	\$4,901,806	\$3,899,642	\$8,801,448

(*Loss of race dates due to inclement weather)

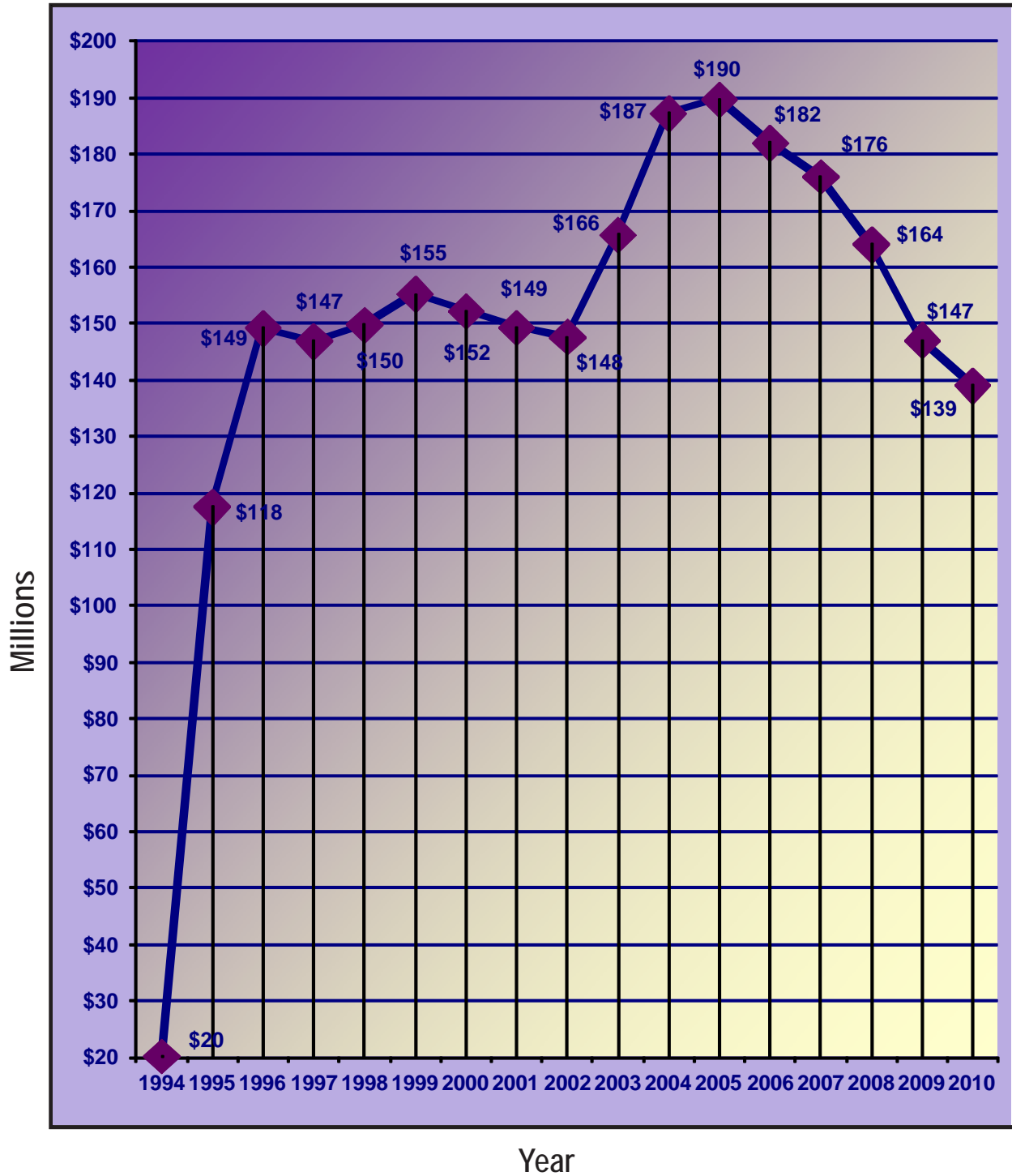
Simulcast Handle

Export Handle ⁽¹⁾	Hoosier Park	Indiana Downs	Total
Thoroughbred	\$42,198,097	\$54,825,420	\$97,023,517
Standardbred	28,840,316	29,088,680	57,928,996
Quarter Horse	2,732,442	3,428,195	6,160,637
Total Simulcast Handle	\$73,770,855	\$87,342,295	\$161,113,150
Average Daily Export Handle	Hoosier Park	Indiana Downs	Total
Thoroughbred	\$669,811	\$961,849	\$808,529
Standardbred	360,504	377,775	368,974
Quarter Horse *	30,360	34,982	
<small>*Quarter Horse handle is calculated on a <u>per race</u> basis not daily.</small>			
In-State Handle ⁽²⁾	Hoosier Park	Indiana Downs	Total
Thoroughbred/Quarter Horses	\$52,826,717	\$51,888,245	\$104,714,962
Standardbred	16,215,585	8,802,168	25,017,753
Total In-State Handle	\$69,042,302	\$60,690,413	\$129,732,715

(1) Hoosier Park wagered \$1,640,117 on Indiana Downs' simulcast signal (\$883,980 on standardbred and \$756,137 on thoroughbred + Quarter Horse). Indiana Downs wagered \$1,203,838 on Hoosier Park's simulcast signal (\$721,692 on thoroughbred + Quarter Horse and \$482,146 on standardbred). These handle numbers are included in the "Export Handle" above by source of signal and in "In-State Handle" by location of wager.

(2) Handle at Indiana OTB's on racing originating in-state is accounted for in "In-State Handle" source of wager (i.e. Hoosier Park's OTB handle on Hoosier Park's live racing is attributed to Hoosier Park).

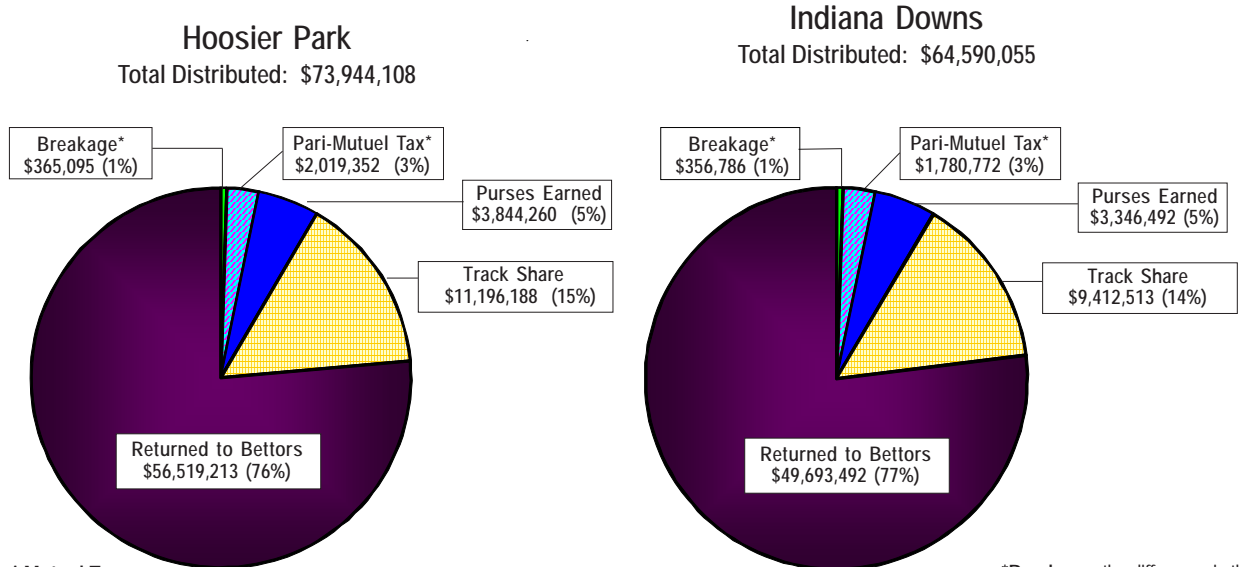
Total In-State Handle



(Handle - money wagered by the betting public on pari-mutuel races.)

Distribution of the Wagering Dollar

The following is a breakdown of the distribution of all monies wagered at both Hoosier Park and Indiana Downs and their satellite facilities:



*Pari-Mutuel Tax - includes satellite facility tax.

*Breakage - the difference in the rounding off of pari-mutuel payoffs.

State Revenues

The following are the direct state revenues collected in accordance with the pari-mutuel statute IC 4-31:

Hoosier Park	
Pari-Mutuel Tax	\$ 1,749,117
Track Reimbursement for Officials	252,849
Occupational License Fees	115,970
Satellite Facility Tax	270,235
Fines and Civil Penalties Paid	21,600
Track Permit and License Fees	8,000
Total	\$2,417,771

Indiana Downs	
Pari-Mutuel Tax	\$1,536,287
Track Reimbursement for Officials	276,941
Occupational License Fees	166,020
Satellite Facility Tax	244,485
Fines and Civil Penalties Paid	21,300
Track Permit and License Fees	7,000
Total	\$2,252,033

Total State Revenue	
	\$ 4,669,804.00

The direct revenue received by the State of Indiana exceeded the cost of regulation. Indiana Horse Racing Commission operating expenditures for calendar year 2010 were \$2,271,119.

Occupational Licensing

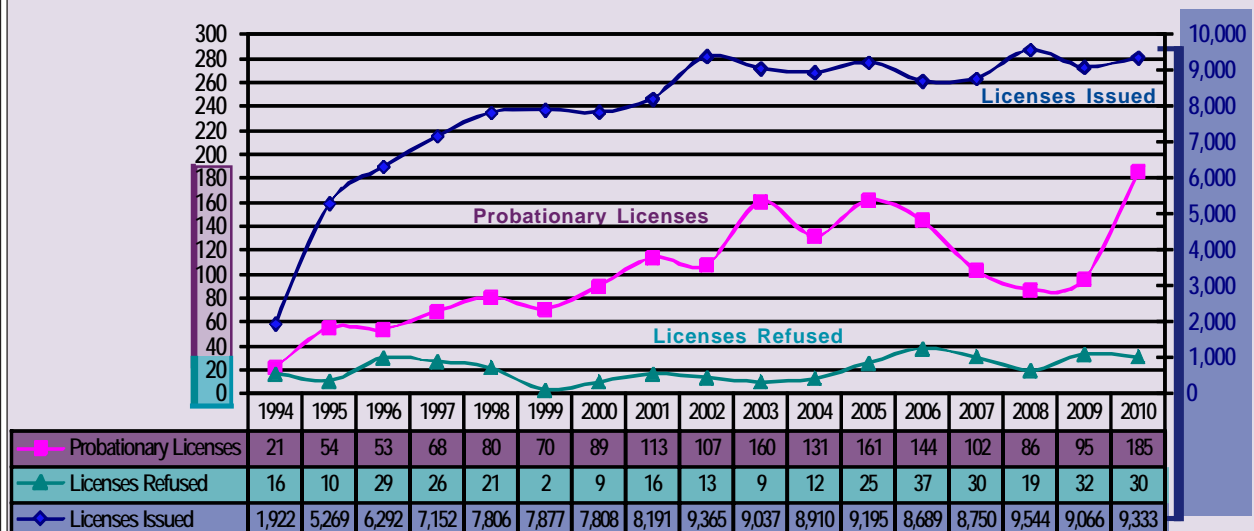
Pursuant to IC 4-31-6 and 71 IAC 5-1-1, all persons participating in pari-mutuel racing under the jurisdiction of the Commission are required to be licensed. The licensing process is the backbone of the Commission's regulatory efforts. Each prospective licensee is fingerprinted.

The Federal Bureau of Investigation (FBI) provides the Commission with criminal histories of all applicants. The Commission may refuse or deny the application for licensure of any person whose criminal or racing violation record is contrary to the public's best interest.

2010

Category	Count	Category	Count
Owner, Thoroughbred	2,125	Racing Official	34
Owner, Standardbred	1,655	Other	28
Groom	1,309	Owner/Trainer, Quarter Horse	24
Stable Name	789	Farrier	24
Owner/Trainer, Thoroughbred	382	Jockey Agent	22
Track Employee	361	Pony Rider	22
Owner, Quarter Horse	289	Trainer, Quarter Horse	21
Owner/Trainer/Driver	272	Trainer, TB/QH	17
Vendor Employee	267	Authorized Agent, Thoroughbred	16
Trainer, Thoroughbred	259	Gate Crew	14
Owner/Trainer, Standardbred	236	Practicing Veterinarian	13
Track Security	143	Vet. Helper	12
Trainer, Standardbred	110	Authorized Agent, Standardbred	12
Jockey	139	Valet	11
Asst. Trainer, Thoroughbred	135	Asst. Trainer, TB/QH	10
Driver/Trainer	85	Track Management	9
Commission Staff	82	Apprentice Jockey	8
Exercise Rider	81	Asst. Trainer, Standardbred	8
Pari-Mutuel Clerk	78	Owner/Driver	7
Driver	65	Track Veterinarian	4
Owner/Trainer, TB/QH	55	Asst. Trainer, Quarter Horse	3
Owner, TB/QH	50	Outrider	3
Vendor/Contractor	42	Farrier Assistant	2

Total Licenses Issued in 2010: 9,333



Equine Drug Testing

Pari-mutuel horse racing can succeed as a legitimate major league sport only if its races are perceived by the wagering public to be honest, competitive contests, free from manipulation by man or drugs. The Commission's drug detection program is one of the nation's most comprehensive and its laboratory, one of the most respected in the racing industry.

Breed	Race Dates	Urine	Blood	Positive Tests
Standardbred	157	2022	2228	10
Thoroughbred/Quarter Horse	124	2179	2290	10
Total	281	4201	4518	20

Truesdail Laboratory in Tustin, California, serves as the primary testing laboratory for the Indiana Horse Racing Commission. Truesdail Laboratory has been a leader in racing chemistry and drug-related research for over 50 years. For

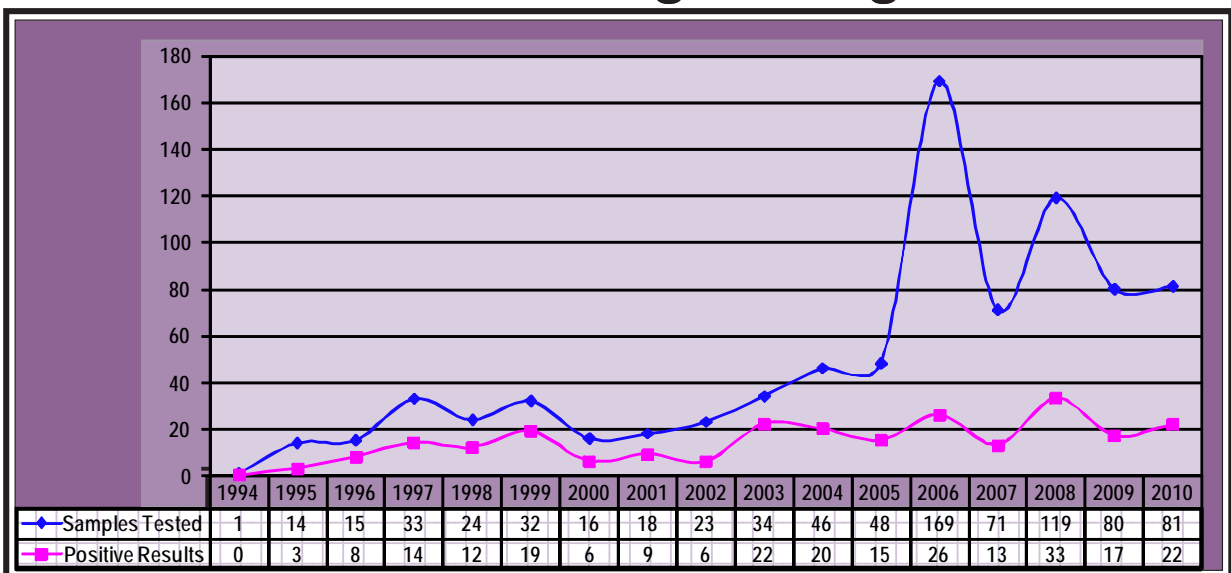
each positive test, the offending horse was disqualified and placed last. In accordance with the pari-mutuel statute, all purse money earned is ordered returned and redistributed.

The table below represents a further breakdown, by breed, of the name and types of drugs reported by the laboratory.

Number of Violations by Breed			ARCI Drug Classification	Drug Type
SB	TB	QH		
1	4	1	Bute (Overage)	nonsteroidal anti-inflammatory
8		2	Flunixin (Overage)	nonsteroidal anti-inflammatory
	1		Phenylproanolamine (Class 3)	decongestant
	2		Isoxsuprine (Class 4)	vasodilator
1			Dextrophan (Class 4)	cough suppressant

(SB = Standardbred; TB = Thoroughbred; QH = Quarter Horse)

Human Drug Testing



Breed Development

Overview

Pursuant to IC 4-31-11, breed development funds have been established to promote the breeding of horses while stimulating the agri-business sector of the state's economy.

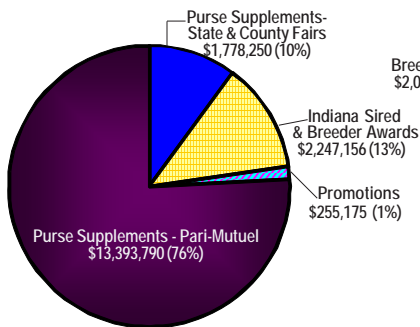
Historically, breed development funds have consisted of breakage (the difference in the rounding off of pari-mutuel payoffs), outs (all uncashed tickets), and riverboat admissions tax allocation. This same funding mechanism has been in place until racinos opened at Indiana's

two racetracks in June of 2008. At this time, riverboat allocation was replaced by an allocation from slot machine wagering at racinos in accordance with 71 IAC 4-35-7-12.

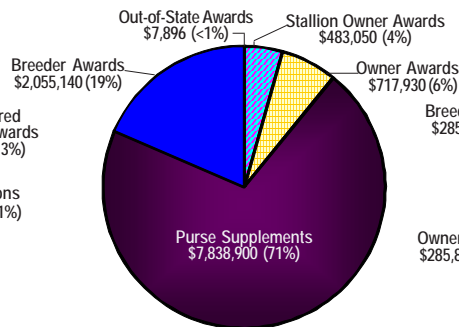
By visiting the commission website (www.in.gov/hrc), information can be obtained regarding eligibility requirements for racing awards such as those described in the charts below. There are detailed instructions on how to register a foal/horse, what applications to use and what type of deadlines apply.

2010 Award Distributions

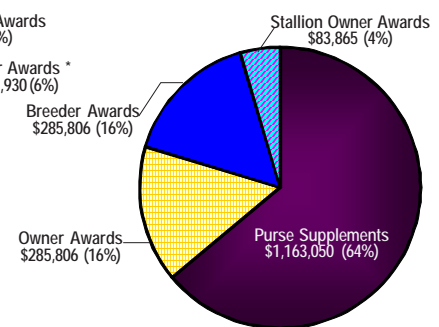
Standardbred Awards
Total Distributed: \$17,674,371



Thoroughbred Awards
Total Distributed: \$11,102,916



Quarter Horse Awards
Total Distributed: \$1,818,527



*Thoroughbred Owner awards were discontinued in July 2010.

2010 Breed Development Fund Revenues

Breed	Breakage	Outstanding Tickets *	Slot Revenue	Total
Standardbred	346,502.67	360,578.15	13,258,599.07	13,965,679.89
Thoroughbred	346,502.67	360,578.15	10,606,879.26	11,313,960.08
Quarter Horse	28,875.22	30,048.17	1,383,506.00	1,442,429.39
Total	\$721,880.56	\$751,204.47	\$25,248,984.33	\$26,722,069.36

* Outstanding ticket revenue is based on tickets purchased in 2009 which expired in 2010.

2010 Breed Development Committee Members

Standardbred Breed Development Advisory Committee

Michael Christner, *Chair*
Don Eash

Standardbred Advisory Board

Scott Snyder, *Chair* Byron Hooley
Dwayne Rhule Randy Dever
Tim Graber Pam Cross
Jessica Barnes, *ExOfficio Member*

Thoroughbred Breed Development Advisory Committee

James Elliott
Jim Hartman

Quarter Horse Breed Development Advisory Committee

Shirley Tresner, *Chair*
Jim Noel
Carol Ecker, *DVM*

Racino Slot Revenue


The 2007 Indiana Legislature approved slot machine wagering at the State's two pari-mutuel racetracks in accordance with 71 IAC 4-35-7-12. Racino slot revenue began replacing riverboat revenue June, 2008. These funds are distributed to various segments of the racing industry in accordance with Commission rule IC 4-35-7-12. Detailed racino slot revenue distribution is noted in the chart below.

Racino Slot Revenue Allocation

Slot Revenue	2009	2010	Total
AGR	\$420,100,620.52	\$442,412,544.18	\$862,513,164.70
15% of AGR (*)	\$63,015,093.08	\$59,928,951.47	\$122,944,044.55
(MINUS INTEGRITY FEE)	\$62,515,093.08	\$59,428,951.47	\$121,944,044.55
EQUINE PROMOTION/ WELFARE (.5%) TO	\$312,575.46	\$297,144.76	\$609,720.22
SB ASSN (46%)	\$143,784.71	\$136,686.59	\$280,471.30
TO HBPA (46%)	\$143,784.71	\$136,686.59	\$280,471.30
TO IQHRA (8%)	\$25,006.04	\$23,771.58	\$48,777.62
BACKSIDE BENEVOLENCE (2.5%) TO	\$1,562,877.34	\$1,485,723.78	\$3,048,601.12
SB ASSN (46%)	\$718,923.57	\$683,432.94	\$1,402,356.51
TO HBPA (46%)	\$718,923.57	\$683,432.94	\$1,402,356.51
TO IQHRA (8%)	\$125,030.19	\$118,857.90	\$243,888.09
97% TO RACING	\$60,639,640.29	\$57,646,082.93	\$118,285,723.22
THOROUGHBRED (46%)	\$27,894,234.54	\$26,517,198.14	\$54,411,432.68
OF 46%, 60% TO FOLLOWING:	\$16,736,540.73	\$15,910,318.88	\$32,646,859.61
TB PURSES (97%)	\$16,234,444.50	\$15,433,009.32	\$31,667,453.82
HBPA (2.4%)	\$401,676.98	\$381,847.65	\$783,524.63
OWN & THB ASSN (.6%)	\$100,419.24	\$95,461.91	\$195,881.15
TB BREED DEVELOPMENT- 40%	\$11,157,693.81	\$10,606,879.26	\$21,764,573.07
STANDARD BRED (46%)	\$27,894,234.54	\$26,517,198.16	\$54,411,432.70
OF 46%, 50% TO FOLLOWING:	\$13,947,117.27	\$13,258,599.08	\$27,205,716.35
SB PURSES (96.5%)	\$13,458,968.16	\$12,794,548.11	\$26,253,516.27
SB ASSN (3.5%)	\$488,149.10	\$464,050.97	\$952,200.07
SB BREED DEVELOPMENT- 50%	\$13,947,117.27	\$13,258,599.08	\$27,205,716.35
QUARTER HORSE (8%)	\$4,851,171.23	\$4,611,686.65	\$9,462,857.88
OF 8%, 70% TO FOLLOWING:	\$3,395,819.86	\$3,228,180.65	\$6,624,000.51
QH PURSES (95%)	\$3,226,028.86	\$3,066,771.61	\$6,292,800.47
QHRA ASSN (5%)	\$169,790.99	\$161,409.04	\$331,200.03
QH BREED DEVELOPMENT- 30%	\$1,455,351.37	\$1,383,506.00	\$2,838,857.37

* 15% distribution of AGR may differ due to statutory cap language pursuant to IC 4-35-7-12. The 2010 cap amounted to \$6,432,980.15.

Indiana Horse Racing Commission 2011 Race Dates by Track



March

S	M	T	W	TH	F	S
27	28	29	30	31		

April

S	M	T	W	TH	F	S
					1	2
3	4	5	6	7	8	9
10	11	12	13	14	15	16
17	18	19	20	21	22	23
24	25	26	27	28	29	30

May

S	M	T	W	TH	F	S
1	2	3	4	5	6	7
8	9	10	11	12	13	14
15	16	17	18	19	20	21
22	23	24	25	26	27	28
29	*30	31	*Holiday-12:30 post			



June

S	M	T	W	TH	F	S
			1	2	3	4
5	6	7	8	9	10	11
12	13	14	15	16	17	18
19	20	21	22	23	24	25
26	27	28	29	30		

July

S	M	T	W	TH	F	S	
*Holiday-12:30 post						1	2
3	*4	5	6	7	8	9	
10	11	12	13	14	15	16	
17	18	19	20	21	22	23	
24	25	26	27	28	29	30	
31							

August

S	M	T	W	TH	F	S
	1	2	3	4	5	6
7	8	9	10	11	12	13
14	15	16	17	18	19	20
21	22	23	24	25	26	27
28	29	30	31			

September

S	M	T	W	TH	F	S
*Holiday-12:30 post				1	2	3
4	*5	6	7	8	9	10
11	12	13	14	15	16	17
18	19	20	21	22	23	24
25	26	27	28	29	30	

October

S	M	T	W	TH	F	S
*October 8th all QH Day						1
2	3	4	5	6	7	8
9	10	11	12	13	14	15
16	17	18	19	20	21	22
23	24	25	26	27	28	29

Standardbred

March 31st - July 16th
Post: T - F 5:30 pm / S - 4:30 pm

Thoroughbred/Quarter Horse

August 2nd - October 23th
Post: Tues-Fri 5:30 pm / Sat 12:30 pm



April

S	M	T	W	TH	F	S
					15	16
17	18	19	20	21	22	23
24	25	26	27	28	29	30

May

S	M	T	W	TH	F	S
1	2	3	4	5	6	7
8	9	10	11	12	13	14
15	16	17	18	19	20	21
22	23	24	25	26	27	28
29	30	31				

June

S	M	T	W	TH	F	S
			1	2	3	4
5	6	7	8	9	10	11
12	13	14	15	16	17	18
19	20	21	22	23	24	25
26	27	28	29	30		

July

S	M	T	W	TH	F	S
*July 2nd all QH Day					1	2
3	4	5	6	7	8	9
10	11	12	13	14	15	16
17	18	19	20	21	22	23
24	25	26	27	28	29	30
31						

August

S	M	T	W	TH	F	S
	1	2	3	4	5	6
7	8	9	10	11	12	13
14	15	16	17	18	19	20
21	22	23	24	25	26	27
28	29	30	31			

September

S	M	T	W	TH	F	S
				1	2	3
4	5	6	7	8	9	10
11	12	13	14	15	16	17
18	19	20	21	22	23	24
25	26	27	28	29	30	

October

S	M	T	W	TH	F	S
						1
2	3	4	5	6	7	8
9	10	11	12	13	14	15
16	17	18	19	20	21	22
23	24	25	26	27	28	29
30	31					

November

S	M	T	W	TH	F	S
		1	2	3	4	5
6	7	8	9	10	11	12

Thoroughbred/Quarter Horse

April 18th - July 13th
Post: M-W 4:55 pm / F-Sat 6:55 pm

Standardbred

July 25th - Nov 9th
Post: M-W 4:55 pm / F-Sat 6:55 pm

Indianapolis Office

Indiana Horse Racing Commission
ISTA Center, Suite 530
150 W. Market St.
Indianapolis, IN 46204
Phone: (317) 233-3119
Fax: (317) 233-4470

www.in.gov/hrc

Field Offices

Indiana Horse Racing Commission
c/o Hoosier Park
4500 Dan Patch Circle
Anderson, IN 46013
Phone: (765) 609-4855
Fax: (765) 683-2568

Indiana Horse Racing Commission
c/o Indiana Downs
4425 N 200 W
Shelbyville, IN 46176
(317)-713-3350
(317)-713-3355