

# INDIANA HORSE RACING COMMISSION



Photo: Courtesy of Lawrence Van Garrett/coadyphoto.com



## 2011 ANNUAL REPORT

Photo: Courtesy of Dean Gillette

[www.IN.gov/hrc](http://www.IN.gov/hrc)



# **T**able Of Contents

Indiana Racetracks & OTB's . . . . .	3
Commissioners and Senior Staff . . . . .	4
Commission Race Track Staff . . . . .	4
Live Racing at Tracks . . . . .	5
Simulcast Handle . . . . .	5
Total In-State Handle . . . . .	6
Distribution of the Wagering Dollar . . . . .	7
State Revenues . . . . .	7
Occupational Licensing . . . . .	8
Equine and Human Drug Testing . . . . .	9
Breed Development Programs, Awards and Revenues . . . . .	10
Breed Development Committees . . . . .	10
Racino Slot Revenue Allocation . . . . .	11
2012 Live Racing Dates . . . . .	12

# Indiana Racetracks & OTB's



## HOOSIER PARK RACING • CASINO

a Centaur Gaming Destination

### Mailing Address

4500 Dan Patch Circle, Anderson, Indiana 46013  
Telephone: 765-642-RACE (7223) Fax: 765-683-2599

### Meet Period

March 31, 2011 - July 16, 2011 (Standardbred)  
August 2, 2011 - October 23, 2011 (Thoroughbred/Quarter Horse)  
(142 Racing Days - 62 Flat Racing; 80 Standardbred Racing)

### Track Stats

Grandstand Seating Capacity: 1,750  
Barn Area Stall Space: 980  
Size of Track: Length: 7/8 mile, Width: 90 feet

### Off Track Betting Parlor Locations

Ft Wayne OTB - 1820 West Washington Center Road; Phone: (260) 490-9006  
Indianapolis OTB - 110 West Washington St.; Phone: (317) 656-7223  
Merrillville OTB - 7610 Broadway; (219)-755-0000



### Mailing Address

4200 N Michigan Rd, Shelbyville, Indiana 46176  
Telephone: 317-421-0000 Fax: 317-421-0100

### Meet Period

April 18, 2011 - July 13, 2011 (Thoroughbred/Quarter Horse)  
July 25, 2011 - November 9, 2011 (Standardbred)  
(141 Racing Days - 61 Flat Racing; 80 Standardbred Racing)

### Track Stats

Grandstand Seating Capacity: 800  
Barn Area Stall Space: 644  
Size of Track: Length: 1 mile, Width: 80 feet;  
7 Furlong Turf Course, Width: 98 feet

### Off Track Betting Parlor Locations

Evansville OTB - 5480 E Indiana St; Phone: (812) 280-1013  
Clarksville OTB - 650 Eastern Blvd.; Phone: (812) 473-8910

# Indiana Horse Racing Commission

## Commissioners

---



**William Diener**  
Chairman

William Diener . . . . . Chairman  
Jim Lauck . . . . . Member  
Doug Grimes . . . . . Member  
Steve Schaefer . . . . . Member  
Jason Barclay . . . . . Member

## Commission Senior Staff

---

Joe Gorajec . . . . . Executive Director  
Deena Pitman . . . . . Assistant Executive Director  
Lea Ellingwood . . . . . General Counsel  
Wendi Samuelson-Dull . . . . . Controller  
Terry Richwine . . . . . Director of Security  
Jessica Barnes . . . . . Director of Racing & Breed Development  
Angela Demaree, DVM . . . . . Equine Medical Director  
Holly Newell . . . . . Deputy General Counsel



**Joe Gorajec**  
Executive Director

## Coordinating Support Staff

---

Donna Aitken . . . . . Accountant  
Kelly Peine . . . . . Standardbred Breed Development Coordinator  
Mallory Distler . . . . . TB and QH Breed Development Coordinator  
Frankie Edmonds . . . . . Standardbred Breed Development Clerk

## Race Track Staff

Al Simpson . . . . . Investigator  
Mike McKinley . . . . . Investigator  
Toni Lucente . . . . . Investigator  
Abi Meister . . . . . Licensing Supervisor  
Erin Ward . . . . . Indiana Downs Licensing Manager  
Karen Towne . . . . . Hoosier Park Licensing Manager

### Standardbred Judges

Timothy Schmitz, Presiding Judge  
Richard (Dick) DiSantis, Associate Judge  
Renee Sheward, Associate Judge

### Thoroughbred Stewards

Stanley Bowker, Sr. State Steward  
Tim Day, Associate Steward  
William Troilo, Associate Steward

### Commission Veterinarians

Katie Ivester, DVM  
Rick Lyons, DVM  
Angie Yates, DVM  
Joan Norton, DVM  
Anthony Dalessandro, DVM  
Lani Gilliam, DVM

### Veterinary Technicians

Stephanie Adams, RVT  
Abigail Whitaker, RVT  
Renee Knapp, RVT  
Yvonne Stephens, RVT  
Anne Tressler, RVT  
Lisa Taylor, RVT

### Laboratory Technicians

Lou Ann Barnett  
Janet Curran  
Jeff Pennington

### Racing Inspectors

Karla Vaughn  
Shelley McCracken-Rania

# Live Racing at Tracks

Standardbred	Hoosier Park	Indiana Downs	Total
Number of Dates	79*	78*	157
Total Handle	\$2,213,786	\$1,354,835	\$3,568,621
Average Daily Handle	\$28,023	\$17,370	\$22,730
Thoroughbred	Hoosier Park	Indiana Downs	Total
Number of Dates	57*	57*	114
Total Handle	\$1,752,209	\$1,878,256	\$3,630,465
Average Daily Handle	\$30,741	\$32,952	\$31,846
Quarter Horse	Hoosier Park	Indiana Downs	Total
Number of Races	87	101	188
Total Handle	\$301,852	\$338,787	\$640,639
Average <u>Per-Race</u> Handle	\$3,470	\$3,354	\$3,408
Total Live Handle	Hoosier Park	Indiana Downs	Total
	\$4,267,847	\$3,571,878	\$7,839,725

(\*Loss of race dates due to inclement weather)

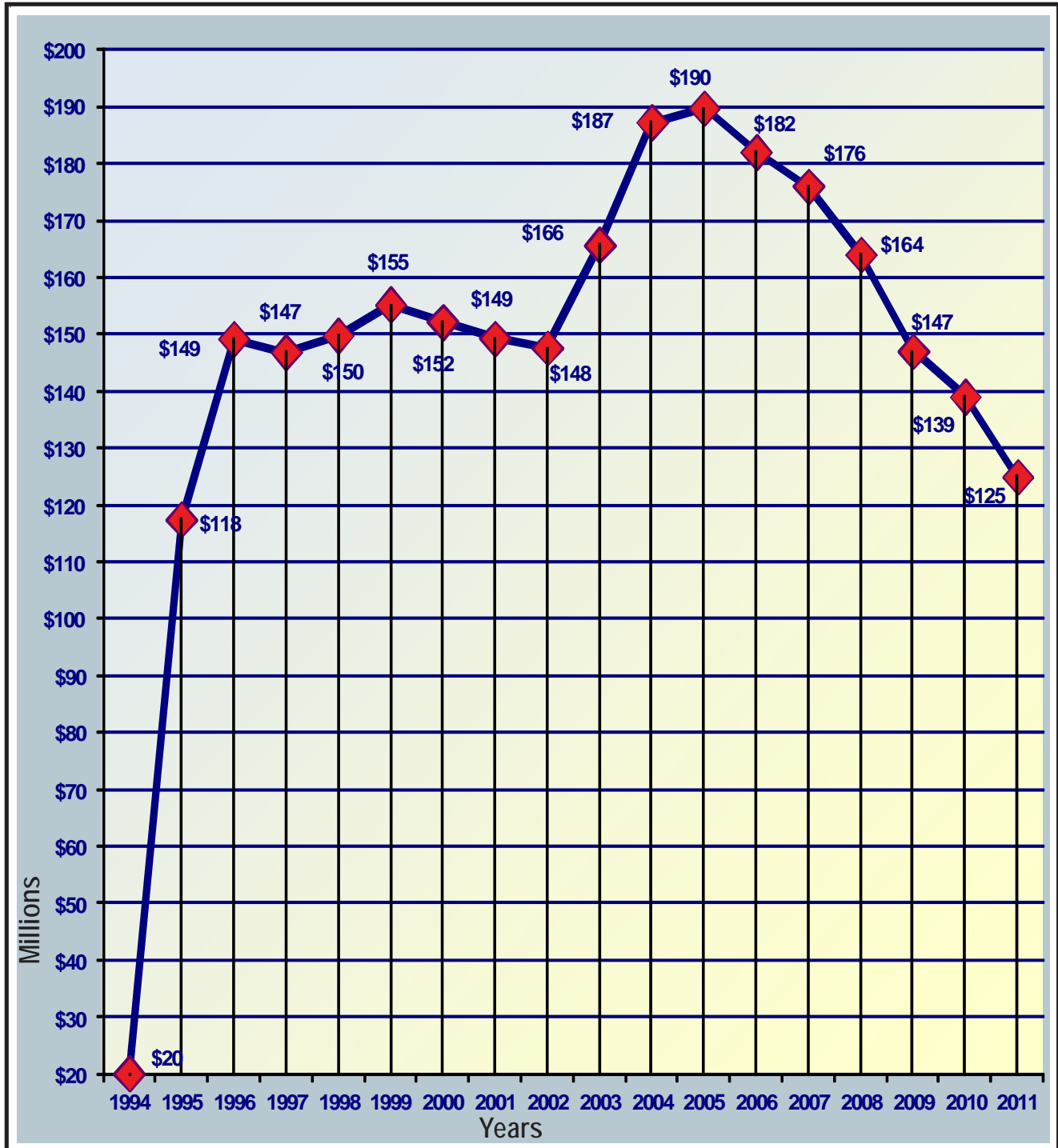
# Simulcast Handle

Export Handle <sup>(1)</sup>	Hoosier Park	Indiana Downs	Total
Thoroughbred	\$39,437,798	\$54,171,903	\$93,609,701
Standardbred	28,508,854	31,106,049	59,614,903
Quarter Horse	2,716,323	3,719,714	6,436,037
<b>Total Simulcast Handle</b>	<b>\$70,662,975</b>	<b>\$88,997,666</b>	<b>\$159,660,641</b>
Average Daily Export Handle	Hoosier Park	Indiana Downs	Total
Thoroughbred	\$691,891	\$950,384	\$821,138
Standardbred	360,872	398,796	379,713
Quarter Horse *	31,222	36,829	
<small>*Quarter Horse handle is calculated on a <u>per race</u> basis not daily.</small>			
In-State Handle <sup>(2)</sup>	Hoosier Park	Indiana Downs	Total
Thoroughbred/Quarter Horses	\$47,866,147	\$48,627,753	\$96,493,900
Standardbred	14,147,812	6,997,518	21,145,330
<b>Total In-State Handle</b>	<b>\$62,013,959</b>	<b>\$55,625,271</b>	<b>\$117,639,230</b>

(1) Hoosier Park wagered \$1,555,381 on Indiana Downs' simulcast signal (\$835,872 on standardbred and \$719,509 on thoroughbred + Quarter Horse). Indiana Downs wagered \$1,098,497 on Hoosier Park's simulcast signal (\$640,119 on thoroughbred + Quarter Horse and \$458,378 on standardbred). These handle numbers are included in the "**Export Handle**" above by source of signal and in "**In-State Handle**" by location of wager.

(2) Handle at Indiana OTB's on racing originating in-state is accounted for in "**In-State Handle**" source of wager (i.e. Hoosier Park's OTB handle on Hoosier Park's live racing is attributed to Hoosier Park).

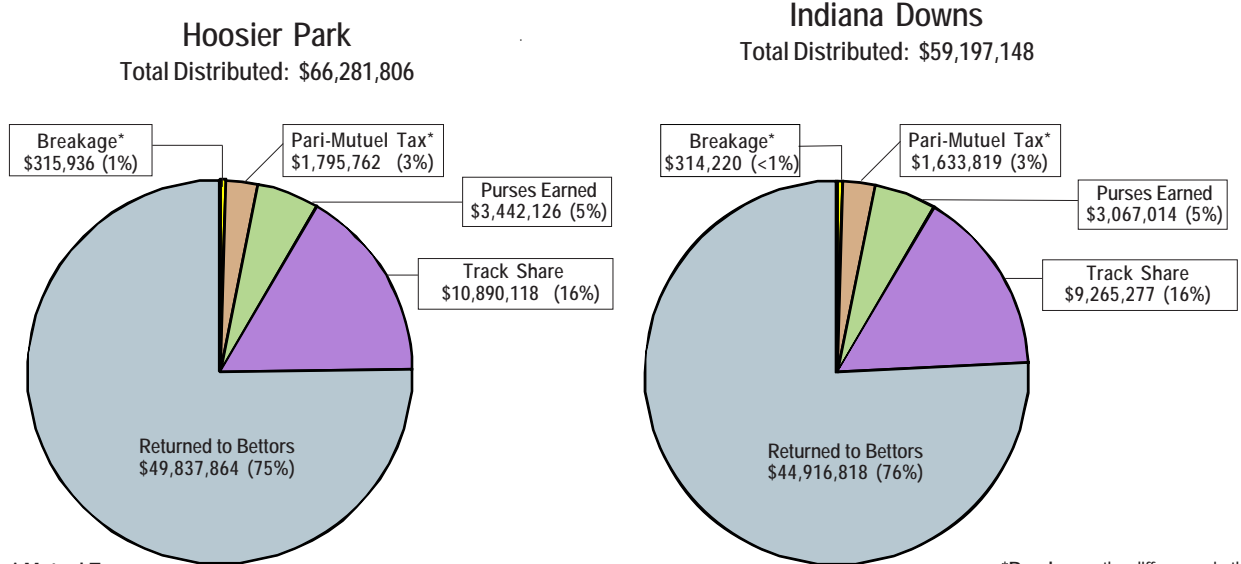
# Total In-State Handle



(Handle - money wagered by the betting public on pari-mutuel races.)

# Distribution of the Wagering Dollar

The following is a breakdown of the distribution of all monies wagered at both Hoosier Park and Indiana Downs and their satellite facilities:



\*Pari-Mutuel Tax - includes satellite facility tax.

\*Breakage - the difference in the rounding off of pari-mutuel payoffs.

## State Revenues

The following revenue is collected in accordance with pari-mutuel statute IC 4-31, and is directed to the general fund unless otherwise noted:

Hoosier Park	
Pari-Mutuel Tax . . . . .	\$1,560,699
Track Reimbursement for Officials . . . . .	243,479
Occupational License Fees . . . . .	123,880
Satellite Facility Tax* (1/2% on OTB handle) . . . . .	235,063
*50% to livestock industry promotion and development fund and 50% to State Fair Commission	
Fines and Civil Penalties Paid . . . . .	24,000
Track Permit and License Fees . . . . .	8,000
<b>Total . . . . .</b>	<b>\$2,195,121</b>

Indiana Downs	
Pari-Mutuel Tax . . . . .	\$1,408,881
Track Reimbursement for Officials . . . . .	244,412
Occupational License Fees . . . . .	170,245
Satellite Facility Tax* (1/2% on OTB handle) . . . . .	224,938
*50% to livestock industry promotion and development fund and 50% to State Fair Commission	
Fines and Civil Penalties Paid . . . . .	30,900
Track Permit and License Fees . . . . .	7,000
<b>Total . . . . .</b>	<b>\$2,086,376</b>

**Total State Revenue \$ 4,281,497**

The direct revenue received by the State of Indiana exceeded the cost of regulation. Indiana Horse Racing Commission operating expenditures for calendar year 2011 were \$1,789,564.

# Occupational Licensing

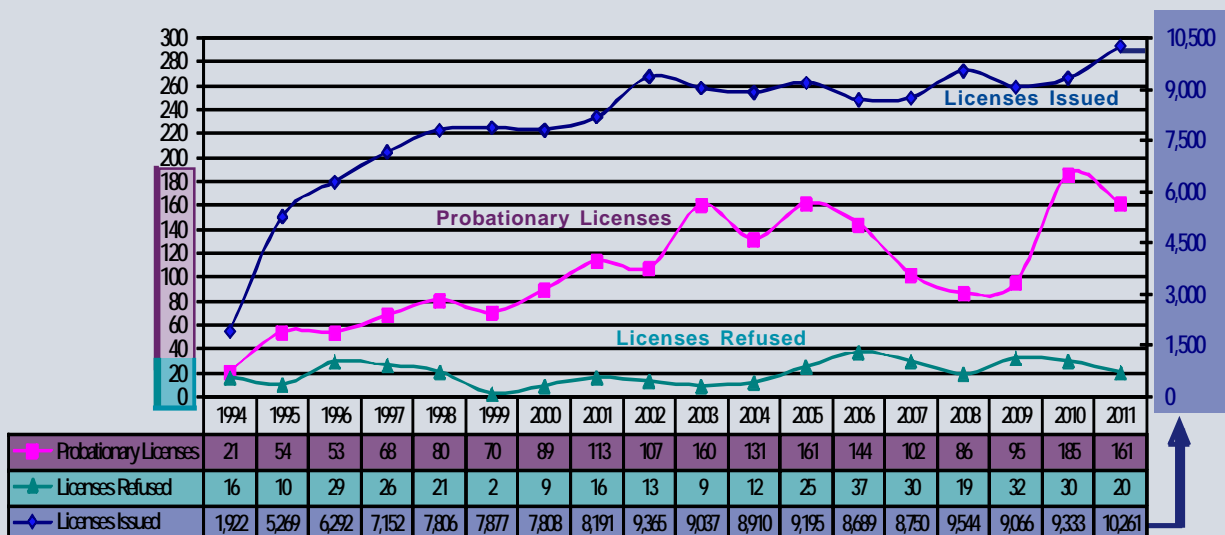
Pursuant to IC 4-31-6 and 71 IAC 5-1-1, all persons participating in pari-mutuel racing under the jurisdiction of the Commission are required to be licensed. The licensing process is the backbone of the Commission's regulatory efforts. Each prospective licensee is fingerprinted.

The Federal Bureau of Investigation (FBI) provides the Commission with criminal histories of all applicants. The Commission may refuse or deny the application for licensure of any person whose criminal or racing violation record is contrary to the public's best interest.

## 2011

Category	Count	Category	Count
Owner, Thoroughbred	1,998	Owner, TB/QH	35
Owner, Standardbred	1,700	Racing Official	34
Groom	1,308	Owner/Trainer, Quarter Horse	31
Track Employee	992	Pony Rider	23
Stable Name	831	Gate Crew	20
Vendor Employee	379	Jockey Agent	19
Owner/Trainer, Thoroughbred	372	Trainer, TB/QH	18
Owner, Quarter Horse	302	Farrier	17
Owner/Trainer/Driver	260	Practicing Veterinarian	17
Track Security	251	Trainer, Quarter Horse	17
Trainer, Thoroughbred	227	Authorized Agent, Thoroughbred	14
Owner/Trainer, Standardbred	225	Vet. Helper	14
Pari-Mutuel Clerk	191	Asst. Trainer, TB/QH	12
Trainer, Standardbred	128	Owner/Driver	12
Jockey	128	Apprentice Jockey	11
Asst. Trainer, Thoroughbred	119	Valet	9
Driver/Trainer	97	Asst. Trainer, Standardbred	6
Commission Staff	93	Authorized Agent, Standardbred	5
Exercise Rider	73	Track Veterinarian	4
Track Management	69	Outrider	3
Driver	53	Horsemen's Bookkeeper	3
Owner/Trainer, TB/QH	50	Asst. Trainer, Quarter Horse	2
Vendor/Contractor	49	Farrier Assistant	2
Other	37		

## Total Licenses Issued in 2011: 10,260





# Equine Drug Testing

Pari-mutuel horse racing can succeed as a legitimate major league sport only if its races are perceived by the wagering public to be honest, competitive contests, free from manipulation by man or drugs. The Commission's drug detection program is one of the nation's most comprehensive and its laboratory, one of the most respected in the racing industry.

Breed	Race Dates	Urine	Blood	Positive Tests
Standardbred	157	1950	2283	9
Thoroughbred/Quarter Horse	114	1825	1896	11
<b>Total</b>	<b>271</b>	<b>3775</b>	<b>4179</b>	<b>20</b>

Truesdail Laboratory in Tustin, California, serves as the primary testing laboratory for the Indiana Horse Racing Commission. Truesdail Laboratory has been a leader in racing chemistry and drug-related research for over 50 years. For

each positive test, the offending horse was disqualified and placed last. In accordance with the pari-mutuel statute, all purse money earned is ordered returned and redistributed.

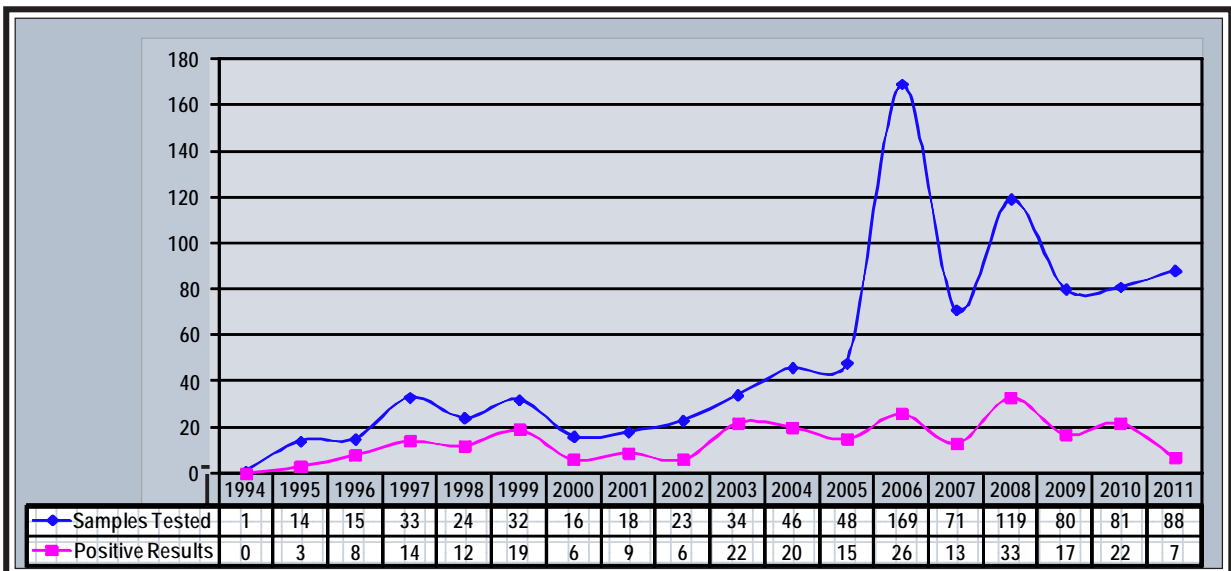
The following table represents a further breakdown, by breed, of the name and types of drugs reported by the laboratory.

Number of Violations by Breed			ARCI Drug Classification	Drug Type
SB	TB	QH		
2			Bute (Overage)	nonsteroidal anti-inflammatory
5	2	1	Flunixin (Overage)	nonsteroidal anti-inflammatory
	1		Phenytoin (Class 4)	antiepileptic
	1		Isoxsuprine (Class 4)	vasodilator
2		1	Pyrilamine (Class 3)	antihistamine
	1		Methocarbamol (Class 3)	muscle relaxant
		4	Zilpaterol* (Class 3)	beta 2- agonist

(SB = Standardbred; TB = Thoroughbred; QH = Quarter Horse)

\* Out of Competition Testing

# Human Drug Testing



# Breed Development

## Overview

Pursuant to IC 4-31-11, breed development funds have been established to promote the breeding of horses while stimulating the agri-business sector of the state's economy.

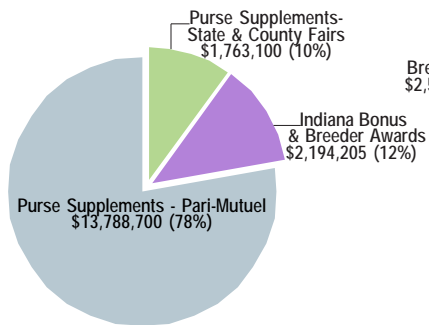
Historically, breed development funds have consisted of breakage (the difference in the rounding off of pari-mutuel payoffs), outs (all uncashed tickets), and riverboat admissions tax allocation. This same funding mechanism has been in place until racinos opened at Indiana's

two racetracks in June of 2008. At this time, riverboat allocation was replaced by an allocation from slot machine wagering at racinos in accordance with 71 IAC 4-35-7-12.

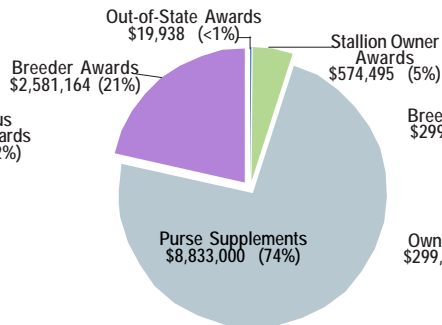
By visiting the commission website ([www.in.gov/hrc](http://www.in.gov/hrc)), information can be obtained regarding eligibility requirements for racing awards such as those described in the charts below. There are detailed instructions on how to register a foal/horse, what applications to use and what type of deadlines apply.

## 2011 Award / Purse Distributions

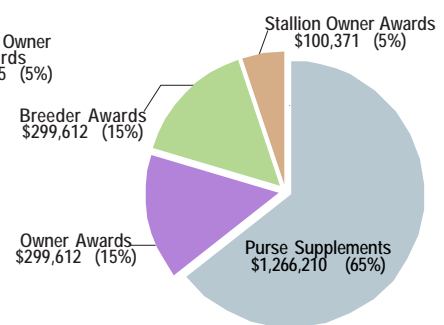
**Standardbred Awards / Purses**  
Total Distributed: \$17,746,005



**Thoroughbred Awards / Purses**  
Total Distributed: \$12,058,597



**Quarter Horse Awards / Purses**  
Total Distributed: \$1,965,805



## 2011 Breed Development Fund Revenues

Breed	Breakage	Outstanding Tickets *	Slot Revenue	Total
Standardbred	302,475	325,254	12,221,898	12,849,627
Thoroughbred	302,475	325,254	10,077,518	10,705,247
Quarter Horse	25,206	27,104	1,314,459	1,366,769
<b>Total</b>	<b>\$630,156</b>	<b>\$677,612</b>	<b>\$23,613,875</b>	<b>\$24,921,643</b>

\* Outstanding ticket revenue is based on tickets purchased in 2010 which expired in 2011.

## 2011 Breed Development Committee Members

### Standardbred Breed Development Advisory Committee

Michael Christner, *Chair*  
Don Eash  
Scott Snyder

### Standardbred Advisory Board

Dwayne Rhule, *Chair*      Pam Cross  
Tim Graber                      Faron Parr  
Byron Hooley  
Jessica Barnes, *ExOfficio Member*

### Thoroughbred Breed Development Advisory Committee

Wendy Brown, *Chair*  
Steve Stults  
Paul Tinkle

### Quarter Horse Breed Development Advisory Committee

Mike Gross, *Chair*  
Randy Thompson

# Racino Slot Revenue

The 2007 Indiana Legislature approved slot machine wagering at the State's two pari-mutuel racetracks in accordance with 71 IAC 4-35-7-12. Racino slot revenue began replacing riverboat revenue June, 2008. These funds are distributed to various segments of the racing industry in accordance with Commission rule IC 4-35-7-12. Detailed racino slot revenue distribution is noted in the chart below.

## Racino Slot Revenue Allocation

Slot Revenue	2009	2010	2011	Total
<b>15% of AGR *</b>	\$63,015,093.08	\$59,928,951.47	\$69,280,802.87	\$192,224,847.42
Remaining distribution after funding the following: CAP, Tobacco Cessation Fund & Integrity Fund	\$62,515,093.08	\$59,428,951.47	\$56,463,010.88	\$178,407,055.43
<b>EQUINE PROMOTION/ WELFARE (.5%) TO</b>	\$312,575.46	\$297,144.76	\$282,315.05	<b>\$892,035.27</b>
SB ASSN (46%)	\$143,784.71	\$136,686.59	\$129,864.93	\$410,336.23
TO HBPA (46%)	\$143,784.71	\$136,686.59	\$129,864.93	\$410,336.23
TO IQHRA (8%)	\$25,006.04	\$23,771.58	\$22,585.20	\$71,362.82
<b>BACKSIDE BENEVOLENCE (2.5%) TO</b>	\$1,562,877.34	\$1,485,723.78	\$1,411,575.27	<b>\$4,460,176.39</b>
SB ASSN (46%)	\$718,923.57	\$683,432.94	\$649,324.63	\$2,051,681.14
TO HBPA (46%)	\$718,923.57	\$683,432.94	\$649,324.63	\$2,051,681.14
TO IQHRA (8%)	\$125,030.19	\$118,857.90	\$112,926.02	\$356,814.11
<b>97% TO RACING</b>	\$60,639,640.29	\$57,646,082.93	\$54,796,120.55	<b>\$173,081,843.77</b>
<b>THOROUGHBRED (46%)</b>	\$27,894,234.54	\$26,517,198.14	\$25,193,795.46	<b>\$79,605,228.14</b>
OF 46%, 60% TO FOLLOWING:	\$16,736,540.73	\$15,910,318.88	\$15,116,277.27	\$47,763,136.88
TB PURSES (97%)	\$16,234,444.50	\$15,433,009.32	\$14,662,788.95	\$46,330,242.77
HBPA (2.4%)	\$401,676.98	\$381,847.65	\$362,790.65	\$1,146,315.28
OWN & THB ASSN (.6%)	\$100,419.24	\$95,461.91	\$90,697.66	\$286,578.81
<b>TB BREED DEVELOPMENT- 40%</b>	\$11,157,693.81	\$10,606,879.26	\$10,077,518.19	<b>\$31,842,037.26</b>
<b>STANDARD BRED (46%) **</b>	\$27,894,234.54	\$26,517,198.16	\$25,193,795.46	<b>\$79,605,228.16</b>
(minus State Fair Commission funding)	\$13,947,117.27	\$13,258,599.08	\$12,221,897.72	\$39,427,614.07
OF 46%, 50% TO FOLLOWING:	\$13,458,968.16	\$12,794,548.11	\$11,794,131.30	\$38,047,647.57
SB PURSES (96.5%)	\$488,149.10	\$464,050.97	\$427,766.42	\$1,379,966.49
SB ASSN (3.5%)				
<b>SB BREED DEVELOPMENT- 50%</b>	\$13,947,117.27	\$13,258,599.08	\$12,221,897.71	<b>\$39,427,614.06</b>
<b>QUARTER HORSE (8%)</b>	<b>\$4,851,171.23</b>	<b>\$4,611,686.65</b>	<b>\$4,381,529.64</b>	<b>\$13,844,387.52</b>
OF 8%, 70% TO FOLLOWING:	\$3,395,819.86	\$3,228,180.65	\$3,067,070.76	\$9,691,071.27
QH PURSES (95%)	\$3,226,028.86	\$3,066,771.61	\$2,913,717.21	\$9,206,517.68
QHRA ASSN (5%)	\$169,790.99	\$161,409.04	\$153,353.55	\$484,553.58
<b>QH BREED DEVELOPMENT- 30%</b>	\$1,455,351.37	\$1,383,506.00	\$1,314,458.89	<b>\$4,153,316.26</b>

\* 15% distribution of AGR may differ due to statutory distribution language pursuant to IC 4-35-7-12.  
 2011 cap: \$10,067,792  
 2011 integrity fee: \$500,000  
 2011 tobacco cessation fee: \$2,250,000

\*\* 2011 State Fair Commission funding: \$750,000.02

# Indiana Horse Racing Commission

## 2012 Race Dates by Track



### March

S	M	T	W	TH	F	S
25	26	27	28	29	30	31

### April

S	M	T	W	TH	F	S
1	2	3	4	5	6	7
8	9	10	11	12	13	14
15	16	17	18	19	20	21
22	23	24	25	26	27	28
29	30					

### May

S	M	T	W	TH	F	S
		1	2	3	4	5
6	7	8	9	10	11	12
13	14	15	16	17	18	19
20	21	22	23	24	25	26
27	28	29	30	31		

### June

S	M	T	W	TH	F	S
					1	2
3	4	5	6	7	8	9
10	11	12	13	14	15	16
17	18	19	20	21	22	23
24	25	26	27	28	29	30

### July

S	M	T	W	TH	F	S
1	2	3	4	5	6	7
8	9	10	11	12	13	14
15	16	17	18	19	20	21
22	23	24	25	26	27	28
29	30	31				

### August

S	M	T	W	TH	F	S
			1	2	3	4
5	6	7	8	9	10	11
12	13	14	15	16	17	18
19	20	21	22	23	24	25
26	27	28	29	30	31	

### September

S	M	T	W	TH	F	S
						1
2	3	4	5	6	7	8
9	10	11	12	13	14	15
16	17	18	19	20	21	22
23	24	25	26	27	28	29
30						

### October

S	M	T	W	TH	F	S
	1	2	3	4	5	6
7	8	9	10	11	12	13
14	15	16	17	18	19	20
21	22	23	24	25	26	27
28	29	30	31			

### Standardbred

March 27th - July 14th

Post: Tues - Sat 5:30 pm

### Thoroughbred/Quarter Horse

August 1st - October 27th

Post: Tues-Fri 5:30 pm / Sat 12:30 pm

QH Day October 13th - Post time 12:30 pm



### April

S	M	T	W	TH	F	S
15	16	17	18	19	20	21
22	23	24	25	26	27	28
29	30					

### May

S	M	T	W	TH	F	S
		1	2	3	4	5
6	7	8	9	10	11	12
13	14	15	16	17	18	19
20	21	22	23	24	25	26
27	28	29	30	31		

### June

S	M	T	W	TH	F	S	
June 30th - All QH Day						1	2
3	4	5	6	7	8	9	
10	11	12	13	14	15	16	
17	18	19	20	21	22	23	
24	25	26	27	28	29	30	

### July

S	M	T	W	TH	F	S
1	2	3	4	5	6	7
8	9	10	11	12	13	14
15	16	17	18	19	20	21
22	23	24	25	26*	27	28
29	30	31				

### August

S	M	T	W	TH	F	S
			1	2*	3	4
5	6	7	8	9*	10	11
12	13	14	15	16*	17	18
19	20	21	22	23	24	25
26	27	28	29	30	31	

### September

S	M	T	W	TH	F	S
						1
2	3	4	5	6	7	8
9	10	11	12	13	14	15
16	17	18	19	20	21	22
23	24	25	26	27	28	29
30						

### October

S	M	T	W	TH	F	S
	1	2	3	4	5	6
7	8	9	10	11	12	13
14	15	16	17	18	19	20
21	22	23	24	25	26	27
28	29	30	31			

### November

S	M	T	W	TH	F	S
				1	2	3
4	5	6	7	8	9	10
11	12	13	14	15	16	17

### Thoroughbred/Quarter Horse

April 16th - July 11th

Post: M-W 4:55 pm / F-Sat 6:55 pm

QH Day June 30th - Post time 6:55 pm

### Standardbred

July 24th - Nov 7th

Post: M-W 4:55 pm / F-Sat 6:55 pm

\* July 26, Aug 2, 9, & 16: Post Time - 4:55 pm

## Indianapolis Office

Indiana Horse Racing Commission  
1302 N Meridian St., Suite 175  
Indianapolis, IN 46202  
Phone: (317) 233-3119  
Fax: (317) 233-4470

[www.in.gov/hrc](http://www.in.gov/hrc)

## Field Offices

Indiana Horse Racing Commission  
c/o Hoosier Park  
4500 Dan Patch Circle  
Anderson, IN 46013  
Phone: (765) 609-4855  
Fax: (765) 683-2568

Indiana Horse Racing Commission  
c/o Indiana Downs  
4425 N 200 W  
Shelbyville, IN 46176  
(317)-713-3350  
(317)-713-3355