

# 2018 **REPORT** ANNUAL



**INDIANA**  
**HORSE RACING**  
COMMISSION

# T able of Contents



Indiana Racetracks & OTBs _____	3
Commissioners & Staff _____	4
Live Racing Handle at Tracks _____	5
Simulcast Handle _____	5
Wagering Handle _____	6
Distribution of the Wagering Dollar _____	7
State Revenues _____	7
Occupational Licensing _____	8
Drug Testing - Equine & Human _____	9
Breed Development Program Information	
• Program Committee Members _____	10
• Purse Distribution & Revenues _____	10
• National Program Comparisons	
> Standardbred Program _____	11
> Thoroughbred Program _____	12
> Quarter Horse Program _____	13
• Bred & Sired Statistics _____	14
• 2018 Program Highlights _____	15
• Marketing Initiatives _____	16
Racino Slot Revenue Allocation _____	19
2018 Live Racing Dates _____	20
Contact Us _____	21

*Cover by Camille Weber, photos by Dean Gillette & Lindscott Photography*

# Indiana Racetracks & OTBs



## **Mailing Address**

4500 Dan Patch Circle, Anderson, Indiana 46013  
Telephone: 765-642-RACE (7223) Fax: 765-683-2599

## **Meet Period**

March 29 - November 9, 2018  
(160 Standardbred race days)

## **Track Stats**

Grandstand Seating Capacity: 1,750  
Barn Area Stall Space: 980  
Length of Track: 7/8 mile, Width: 90 feet

## **Off Track Betting Parlor Locations**

**Winner's Circle OTB** - 1304 Minnich Road, New Haven, Indiana 260-490-9006  
**Winner's Circle OTB** - 20 N Pennsylvania St. Ste 2, Indianapolis, Indiana 317-656-7223



## **Mailing Address**

4200 N Michigan Road, Shelbyville, Indiana 46176  
Telephone: 317-421-0000 Fax: 317-421-0100

## **Meet Period**

April 16 - November 6, 2018  
110 race days (mixed meet)  
(104 Thoroughbred & Quarter Horse days; 6 Quarter Horse-only days)

## **Track Stats**

Grandstand Seating Capacity: 800  
Barn Area Stall Space: 948  
Length of Track: 1 mile, Width: 80 feet  
7 furlong turf course, Width: 98 feet

## **Off Track Betting Parlor Locations**

**Clarksville OTB** - 650 Eastern Blvd., Clarksville, Indiana 47129 812-473-8910

# Indiana Horse Racing Commission

## Commissioners



Philip Borst, DVM  
Chairman

Philip Borst, DVM ..... Chairman  
Greg Schenkel ..... Vice Chairman  
George Pillow ..... Member  
Susie Lightle ..... Member  
Bill McCarty ..... Member

---

---

## Commission Senior Staff

Mike Smith ..... Executive Director  
Deena Pitman ..... Assistant Executive Director  
Wendi Samuelson-Dull ..... Contoller  
Jessica Barnes ..... Director of Racing & Breed Development  
Noah Jackson ..... Deputy General Counsel  
Mike Morris ..... Director of Security & Investigations

---

---

## Coordinating Support Staff

Rachel Klotz ..... Standardbred Breed Development Coordinator  
Sara Distler ..... TB & QH Breed Development Coordinator  
Joyse Banister ..... Breed Development Residency Coordinator  
Megan Arszman ..... Communications Coordinator  
Lorelei Masshardt ..... Breed Development Accountant  
Randy Dever ..... Breed Development Inspector  
Cheryl Raney ..... Accountant  
Dale Pennycuff ..... Staff Attorney  
Debria Brown ..... Administrative Assistant

---

---

## Race Track Staff

Mike McKinley ..... Investigator  
Toni Sperle ..... Investigator  
John Connell ..... Investigator  
Abi Meister ..... Licensing Supervisor  
Lindsey Tubbs ..... Hoosier Park Licensing Manager  
Erin Hardebeck ..... Indiana Grand Licensing Manager  
Dawn Hardman ..... Indiana Grand Test Barn Administrator  
Karen Rash ..... Hoosier Park Test Barn Administrator

---

---

### Standardbred Judges

Dave Magee ..... Presiding Judge  
Kevin Gumm ..... Associate Judge  
Mike Hall ..... Associate Judge  
Doug Thomas ..... Associate Judge

### Commission Veterinarians

Michael Hardy, DVM      Anthony Dalessandro, DVM  
Rick Lyons, DVM

### Veterinary Technicians

Stephanie Adams, RVT      Yvonne Stephens, RVT  
Kailey Poole, RVT      Anne Tresser, RVT

### Thoroughbred Stewards

William Troilo ..... Sr. State Steward  
Tim Day ..... Associate Steward  
Greg Hosch ..... Associate Steward

### Laboratory Technicians

Janet Curran      Bobbi Hazelbaker

### Racing Inspector

Karla Vaughn



# Live Racing at Tracks

## Live Handle

<b>Harrah's Hoosier Park</b> (Standardbred)	Number of Dates	160
	Total Handle	\$3,243,747
	Avg. Daily Handle	\$20,273
<b>Indiana Grand</b> (Thoroughbred)	Number of Dates <sup>1</sup>	110
	Total Handle	\$3,015,375
	Avg. Daily Handle	\$27,413
<b>Indiana Grand</b> (Quarter Horse)	Number of Races <sup>2</sup>	196
	Total Handle	\$601,232
	Avg. Per Race Handle <sup>2</sup>	\$3,068
<b>Total Live Handle: \$6,860,354</b>		

## Simulcast Handle

Export Handle <sup>3</sup>		Average Daily Export Handle	
	Total		Total
Standardbred	\$80,281,472	Standardbred	\$501,759
Thoroughbred	\$124,304,346	Thoroughbred	\$1,130,040
Quarter Horse <sup>2</sup>	\$15,492,161	Quarter Horse <sup>2</sup>	\$79,042
<b>Total Simulcast Handle</b>	<b>\$220,077,979</b>	<b>Total Average Daily Simulcast Handle</b>	<b>\$1,710,841</b>

In-State Handle <sup>4</sup>			
	Harrah's Hoosier Park	Indiana Grand	Total
Standardbred	\$7,005,292	\$4,198,919	\$11,204,211
TB/QH	\$29,090,294	\$23,046,944	\$52,137,238
<b>Total In-State</b>	<b>\$36,095,586</b>	<b>\$27,245,863</b>	<b>\$63,341,449</b>

1 In order to be considered a full race day, eight races must be run. Indiana Grand had four race day cancellations due to weather in 2018. Six dates were slated for all Quarter Horse race dates. (Indiana Grand was originally scheduled to have 120 combined race days for 2018.)

2 Quarter Horse handle is calculated on a *per race* basis, not daily. There were six dedicated all Quarter Horse race dates.

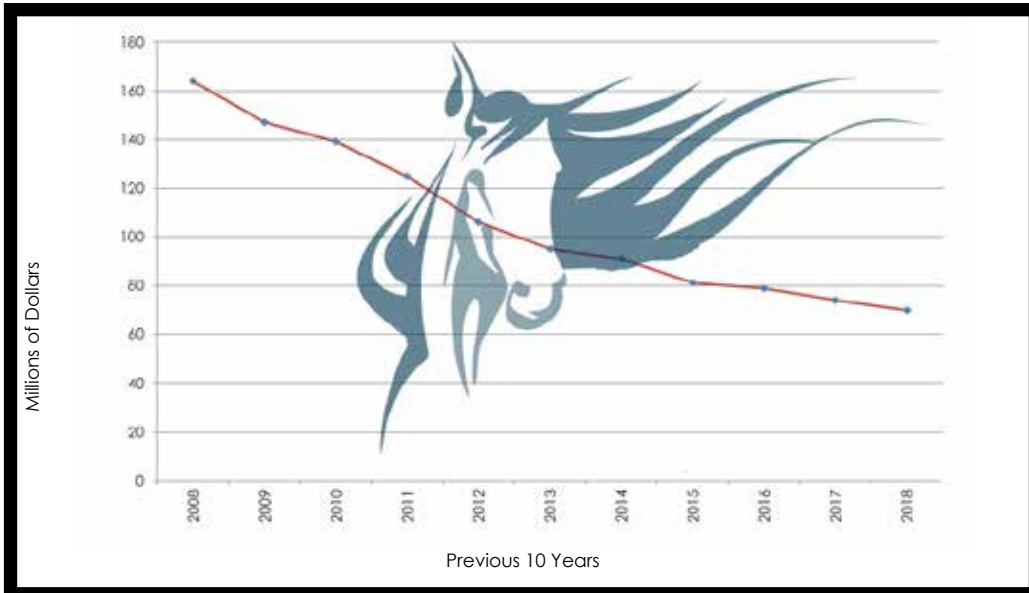
3 Harrah's Hoosier Park wagered \$934,757 on Indiana Grand's Thoroughbred and Quarter Horse simulcast signal. Indiana Grand wagered \$565,987 on Harrah's Hoosier Park's Standardbred simulcast signal. These handle numbers are included in the "Export Handle" above by source of signal and in "In-State Handle" by location of wager.

4 Handle at Indiana OTBs on racing originating in-state is accounted for in "In-State Handle" source of wager (i.e. Harrah's Hoosier Park's OTB handle on Harrah's Hoosier Park's live racing is attributed to Harrah's Hoosier Park).

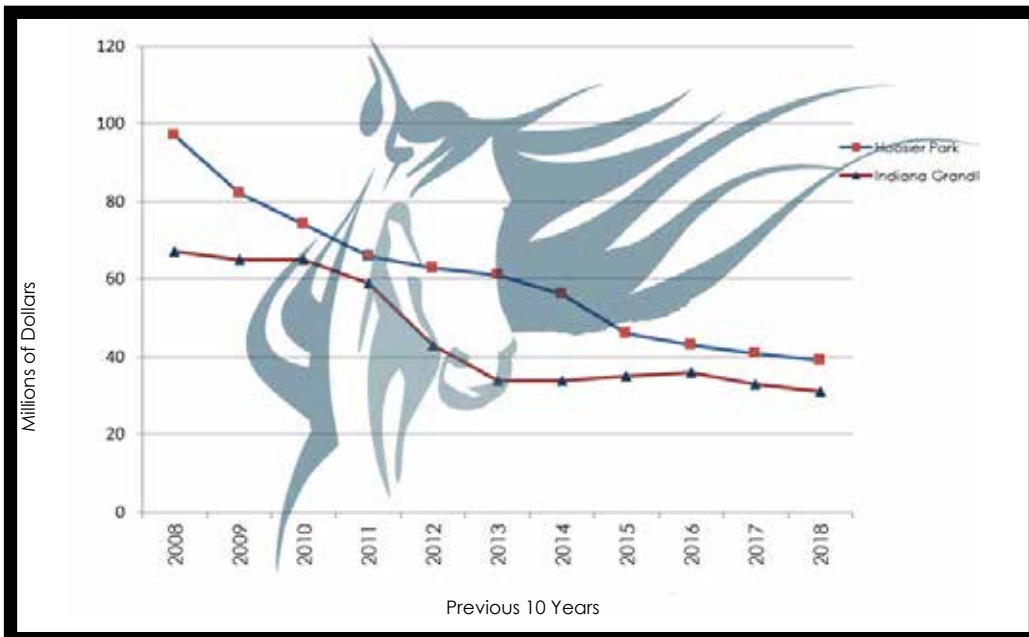


# Wagering Handle

## Total In-State Handle



## Handle by Track



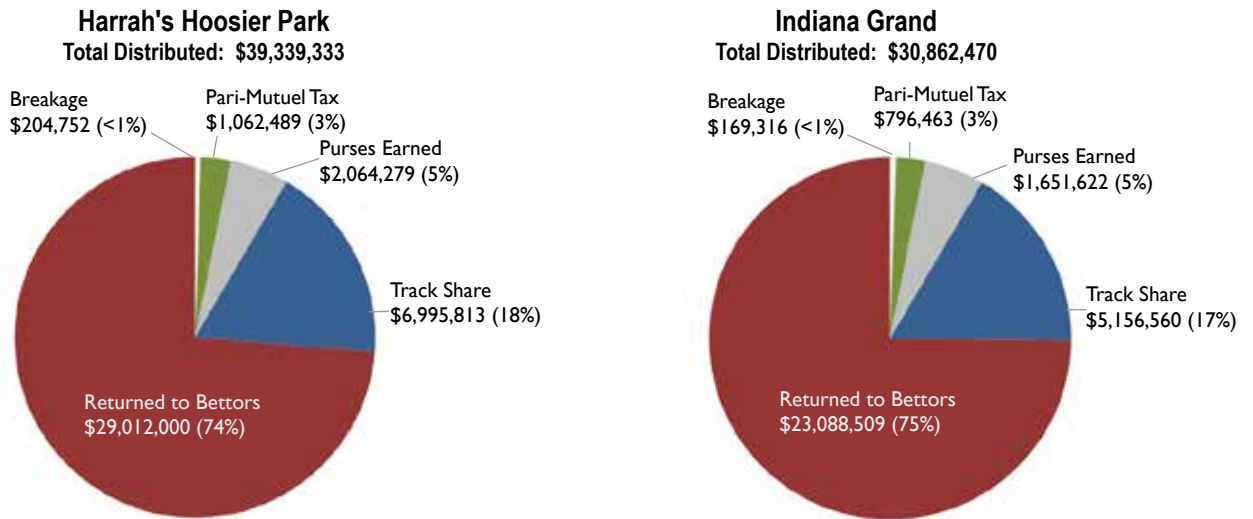
The charts above show the last 10 years' worth of statistics. For a complete history, please visit our website at <https://www.in.gov/hrc/2335.htm>

(Handle - money wagered by the betting public on pari-mutuel races within the state of Indiana.)



# Distribution of the Wagering Dollar

The following is a breakdown of the distribution of all money wagered at both Harrah's Hoosier Park and Indiana Grand, as well as their satellite facilities:



\*Pari-Mutuel Tax - includes satellite facility tax.

\*Breakage - the difference in the rounding off of pari-mutuel payoffs.

## State Revenues

The following revenue is collected in accordance with pari-mutuel statute IC 4-31. Funds noted with an astrisk are directed by statute to the state's General Fund:

Harrah's Hoosier Park	
Pari-Mutuel Tax	\$924,638
Track Reimbursement for Officials	\$423,606
* Occupational License Fees	\$87,036
Satellite Facility Tax* (1/2% on OTB Handle)	\$137,851
Breakage	\$204,752
* Fines and Civil Penalties Paid	\$33,780
Outstanding Tickets	\$221,933
* Track Permit and License Fees	\$7,000
<b>Total</b>	<b>\$2,040,596</b>
Indiana Grand	
Pari-Mutuel Tax	\$706,856
Track Reimbursement for Officials	\$320,024
* Occupational License Fees	\$198,907
Satellite Facility Tax* (1/2% on OTB Handle)	\$89,607
Breakage	\$169,316
* Fines and Civil Penalties Paid	\$50,670
Outstanding Tickets	\$164,690
* Track Permit and License Fees	\$6,000
<b>Total</b>	<b>\$1,706,070</b>

\*50% to livestock industry promotion & development fund & 50% to State Fair Commission

### Total State Revenue \$3,746,666

The Indiana Horse Racing Commission's operating fund expenditures for calendar year 2018 were \$2,443,109 prior to receiving any allowable reimbursements. It was determined by the State Budget Agency that breakage and outstanding ticket revenue be deposited into the Commission's operating fund.



# Occupational Licensing

Pursuant to IC 4-31-6 and 71 IAC 5-1-1, all persons participating in pari-mutuel racing under the jurisdiction of the Commission are required to be licensed. The licensing process is the backbone of the Commission's regulatory efforts. Each prospective licensee is fingerprinted.

The Federal Bureau of Investigation provides the Commission with criminal histories of all applicants. The Commission may refuse or deny the application for licensure of any person whose criminal or racing violation record is contrary to the public's best interest.

## 2018

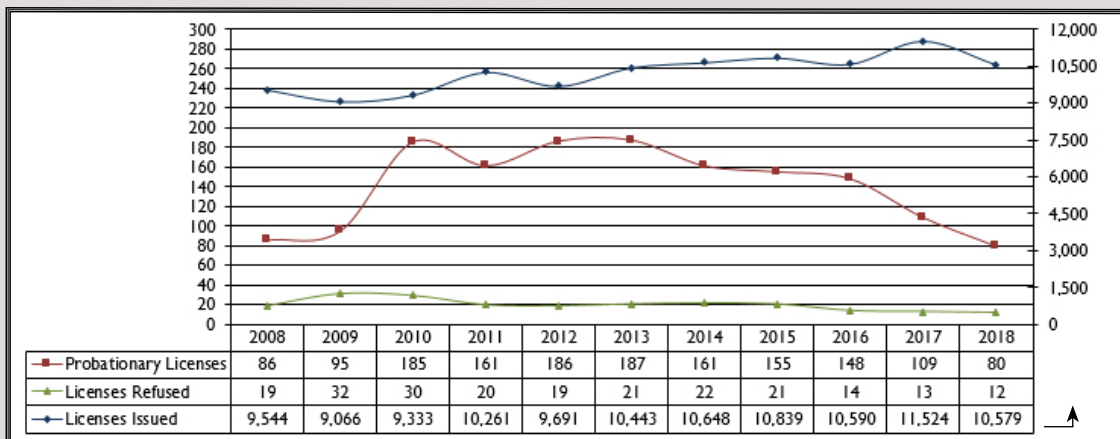
Category	Count
Owner - TB	1,984
Owner - SB	1,877
Track Employee	1,519
Stable Name	775
Groom/Hotwalker - TB	582
Trainer - SB	544
Groom/Hotwalker - SB	509
Trainer (TB)	475
Driver	338
Owner - QH	318
Track Security	317
Vendor Employee	268
Jockey	132
Pari-Mutuel Clerk	124

Category	Count
Asst. Trainer - TB	116
Track Management	87
Exercise Rider	83
Commission Employee	79
Trainer - QH	71
Vendor Contractor	48
Groom/Hotwalker - QH	45
Racing Official	35
Qualifying Driver	27
Farrier	25
Starting Gate Crew	22
Jockey Agent	19
Pony Person	19
Veterinarian's Helper	19

Category	Count
Claiming - SB	17
Valet	17
Practicing Veterinarian	15
Authorized Agent - TB	12
Claiming - TB	10
Apprentice Jockey	9
Asst. Trainer - SB	7
Track Veterinarian	6
Equine Massage Therapist	6
Asst. Trainer - QH	5
Farrier's Assistant	5
Outrider	5
Equine Dentist	4
Owner/Trainer	4

**Total Licenses: 10,579**

### Trend from 2008 - 2018



This shows the previous 10 years' worth of statistics. For complete history, please visit the Annual Report Archive section on our website at [www.in.gov/hrc/2335.htm](http://www.in.gov/hrc/2335.htm).





# Drug Testing

Pari-mutuel horse racing can succeed as a legitimate major league sport only if its races are perceived by the wagering public to be honest, competitive contests, free from manipulation by man or drugs. The Commission's drug detection program is one of the nation's most comprehensive and its laboratory, one of the most respected in the racing industry.

Breed	Race Dates	Urine	Blood	Positive Tests
Standardbred	160	2,335	2,614	12
Thoroughbred/QH	110	1,638	1,695	16
<b>Total</b>		<b>3,973</b>	<b>4,309</b>	<b>28</b>

In 2018 Industrial Laboratory in Denver, Colorado, served as the Commission's primary laboratory. For each positive test, the offending horse was disqualified and placed last. In accordance with the pari-mutuel statute, all purse money earned is ordered returned and redistributed.

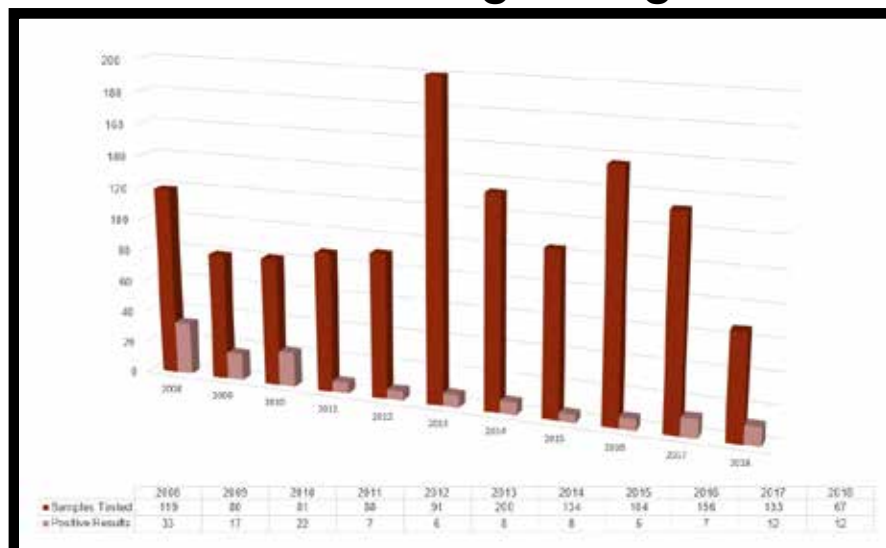
The following table represents a further breakdown, by breed, of the name and types of drugs reported by the laboratory.

Number of Violations by Breed			ARCI Drug Classification	Drug Type	Drug Class	Penalty Class
SB	TB	QH				
	1		Cardarine	PPAR/Peroxisome proliferator-activated receptor/usually drugs used for lowering blood sugar	2	A
2			Gabapentin	anticonvulsant-nerve pain	3	B
	1	4	Clenbuterol	Bronchodilator	3	B
1			Trenbolone	anabolic steroid	3	B
2			Flunixin	non-steroidal anti-inflammatory	4	C
2	1		Aminocaproic Acid	antifibrinolytic	4	C
3	4	3	Dexamethasone	corticosteroid	4	C
	1		Firocoxib (overage)	non-steroidal anti-inflammatory	4	C
	1		Triamcinolone	corticosteroid	4	C
1			Omeprazole Sulfide	Prilosec	5	D
1			Ranitidine	Zantac	5	D
<b>12</b>	<b>9</b>	<b>7</b>	<b>TOTAL</b>			

**Total: 11 drugs; 28 positive horses**

(SB = Standardbred; TB = Thoroughbred; QH = Quarter Horse)

## Human Drug Testing



This chart shows the previous 10 years' worth of stats. For complete history, please visit the Annual Report Archive on our website at [www.in.gov/hrc/2335.htm](http://www.in.gov/hrc/2335.htm).



# Breed Development Programs

## Overview

Pursuant to IC 4-31-11, breed development funds have been established to promote the breeding of horses while stimulating the agri-business sector of the state's economy.

Historically, breed development funds have consisted of breakage (the difference in the rounding off of pari-mutuel payoffs), outs (all uncashed tickets), and riverboat admissions tax allocation. This same funding mechanism has been in place until racinos opened at Indiana's two racetracks in June 2008.

At this time, riverboat allocation was replaced by an

allocation from slot machine wagering at racinos in accordance with 71 IAC 4-35-7-12. In 2018 breakages and outs were diverted to the IHRC operating budget as was directed by the State Budget Agency.

By visiting the commission website ([www.in.gov/hrc](http://www.in.gov/hrc)), information can be obtained regarding eligibility requirements for racing awards such as those described in the charts below. There are detailed instructions on how to register a foal/horse, what applications to use and what type of deadlines apply.

The following pages describe the competitiveness of Indiana's breed programs.

## 2018 Breed Development Committee Members

### Standardbred Breed Development Advisory Committee

Scott Snyder, Chair  
Joe Putnam  
Rick Moore

### Standardbred Advisory Board

Dwayne Rhule, Chair  
Tim Graber  
Byron Hooley  
Jessica Barnes, *ExOfficio Member*  
Pam Cross  
Faron Parr

### Thoroughbred Breed Development Advisory Committee

Wendy Brown, Chair  
Jonathan Schuster  
Pete Sacapolous

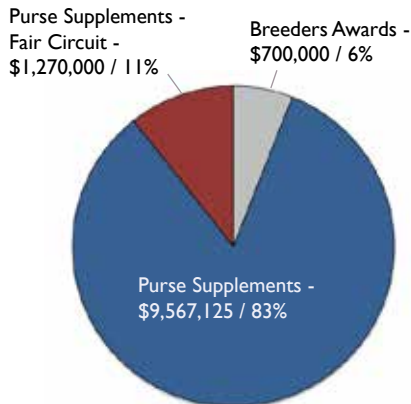
### Quarter Horse Breed Development Advisory Committee

Lance Finlinson, Chair  
Randy Thompson  
Chris Duke

## 2018 Award / Purse Distributions

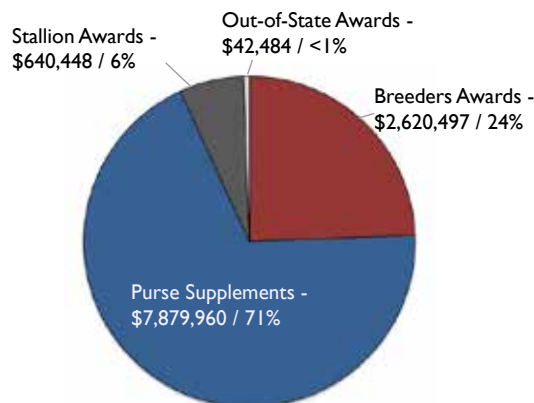
### Standardbred Awards/Purses

Total Distributed: \$11,621,651



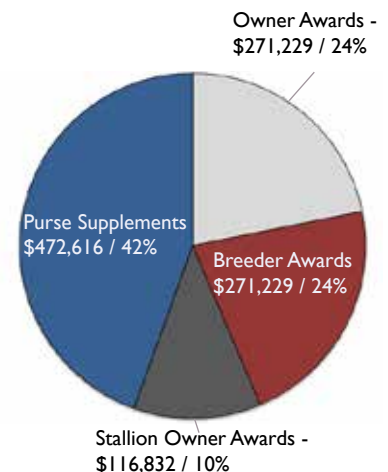
### Thoroughbred Awards/Purses

Total Distributed: \$11,091,824



### Quarter Horse Awards/Purses

Total Distributed: \$1,131,906





# Competitive Status

The competitive status of Indiana's horse racing industry can best be determined by comparing purses offered by Indiana tracks to tracks racing the same breed nationwide with race calendars similar to Indiana's. In previous years, the Standardbred and Thoroughbred racing programs were compared regionally using only adjacent states.

Over time, Indiana's programs have grown beyond regional borders, thus the need to showcase and compare nationally. Subsequently, beginning with the 2018 Annual Report, we are comparing Indiana's racing product using a national comparison of racetracks racing 100 or more days, instead of the previously used regional method.

Using this national comparison, the average daily purse distribution is still the best indicator of competitiveness, followed by the track's total purse distribution. The average daily purse distribution is a better indicator because a track's total purse offerings can be diluted by an overabundance of race dates. On the other hand, they can be more skewed with less race dates. Either way can show inflated, better or worse statistics than are actual.

## Comparison: Indiana Standardbred Nationally

Indiana's Standardbred industry continues to be a powerhouse not only regionally, but nationally. Compared to harness racing tracks across the country with a minimum of 100 race days, Harrah's Hoosier Park is ranked in the top five for average daily purses nationally and is ranked #1 regionally. Foaling numbers have seen a steady increase in the past four years, with Indiana foals born increasing 4 percent from 2016 to 2017.

Total Purse Money		Average Daily Purse Distribution	
1. Yonkers Raceway, NY (267)	\$59,510,960	1. Yonkers Raceway, NY (267)	\$22,542
2. The Downs at Mohegan Sun Pocono, PA (136)	\$35,298,331	2. The Downs at Mohegan Sun Pocono, PA (136)	\$18,988
3. Northfield Park, OH (218)	\$31,417,532	3. Harrah's Philadelphia, PA (145)	\$13,984
4. The Meadows, PA (192)	\$28,409,982	4. Harrah's Hoosier Park, IN (160)	\$13,894
5. Harrah's Philadelphia, PA (145)	\$28,010,584	5. The Meadows, PA (192)	\$11,823
6. Harrah's Hoosier Park, IN (160)	\$27,968,252	6. Northfield Park, OH (218)	\$9,381
7. Saratoga Harness, NY (171)	\$17,379,300	7. Plainridge Park, MA (116)	\$9,348
8. Plainridge Park, MA (110)	\$10,872,177	8. Saratoga Harness, NY (171)	\$8,725
9. Monticello Raceway, NY (195)	\$8,479,083	9. Hawthorne Racecourse, IL (105)	\$7,826
10. Hawthorne Racecourse, IL (105)	\$8,303,117	10. Pompano Park, FL (138)	\$6,929

Notes: The number of race days at each track are indicated in parentheses.  
Race meets with fewer than 100 race dates are not included.

Source: United States Trotting Association (USTA)

## State Bred Foals Registered in 2017\*

State Bred	2015 (State Sired)	2016 (State Sired)	2017 (State Sired)
Ohio	1,192 (1,432)	1,451 (1,197)	1,548 (1,019)
Indiana	975 (1,112)	1,279 (1,000)	1,334 (743)
Illinois	367 (247)	220 (351)	177 (311)
Michigan	122 (46)	73 (128)	65 (84)
Kentucky	328 (18)	25 (446)	43 (413)

Source: United States Trotting Association (USTA)

## National Top 10

Ohio	1,548
Pennsylvania	1,358
Indiana	1,334
New York	687
Illinois	177
New Jersey	162
Iowa	151
Delaware	136
Minnesota	117
Maryland	82

\* Due to the timing of this report, registrations are still coming in for horses foaled in 2018, so a more accurate example is to look at foals of 2017 as the most recent year.

## Comparison: Indiana Thoroughbred Nationally

Thoroughbred racing at Indiana Grand stays consistent in terms of purses, showing a minimal drop from 2017 (0.7%), still ranking second overall in the region in total purse money. When compared to tracks across the country offering more than 100 race days, Indiana Grand ranks sixth in gross purses offered and is in the top five in daily purse averages. While we compare the program in terms of track comparison nationally, foal numbers and yearling sales results continue to be compared regionally (Illinois, Indiana, Kentucky, Michigan, Ohio). The 2017 foal crop gave the Indiana Thoroughbred industry a boost, both regionally and nationally. Indiana moved up to second in state bred foals registered regionally in 2017, trailing just behind Kentucky, and moved from 12th to 9th nationally.

Total Purse Money		Average Daily Purse Distribution			
1.	Gulfstream Park, FL (198)	\$92,909,925	1.	Santa Anita Park, CA (124)	\$294,083
2.	Santa Anita Park, CA (124)	\$61,018,343	2.	Gulfstream Park, FL (198)	\$469,242
3.	Laurel Park, MA (156)	\$53,425,438	3.	Laurel Park, MA (156)	\$342,471
4.	Parx Racing, PA (161)	\$51,012,797	4.	Parx Racing, PA (161)	\$316,850
5.	Penn National, PA (173)	\$26,333,894	5.	Indiana Grand, IN (113)	\$223,878
6.	Indiana Grand, IN (113)	\$25,298,247	6.	JACKS Thistledown, OH (100)	\$166,986
7.	Charles Town Races, WV (160)	\$23,276,575	7.	Presque Isle Downs, PA (100)	\$156,257
8.	Golden Gate Fields, CA (150)	\$22,888,444	8.	Golden Gate Fields, CA (150)	\$152,592
9.	JACKS Thistledown, OH (100)	\$16,698,586	9.	Penn National, PA (173)	\$152,219
10.	Finger Lakes, NY (140)	\$16,108,552	10.	Mahoning Valley Race Course, OH (100)	\$150,644

Notes:    *The number of race days at each track are indicated in parentheses.  
Race meets with fewer than 100 race dates are not included.*

Source: BloodHorse.com / February 16, 2019

### State Bred Foals Registered in 2017\*

State Bred	2015	2016	2017
Kentucky	8,207	8,356	8,330
Indiana	456	376	444
Ohio	355	382	375
Illinois	312	216	175
Michigan	49	56	42

Source: The Jockey Club

\* Due to the timing of this report, registrations are still coming in for horses foaled in 2018, so a more accurate example is to look at 2017 as the most recent year.

### National Top 10

Kentucky	8,332
Florida	1,885
California	1,797
New York	1,543
Louisiana	1,058
Maryland	645
Pennsylvania	562
Oklahoma	525
Indiana	444
New Mexico	429

### Yearlings Sold at Public Auction in 2018

State Bred	Number of Horses Sold	Average Price	Total
Kentucky	4,304	\$106,258	\$457,334,354
Indiana	71	\$19,169	\$1,361,000
Ohio	59	\$22,014	\$1,298,800
Illinois	10	\$46,060	\$460,600
Michigan	8	\$1,688	\$13,500

Source: The Jockey Club

## Comparison: Indiana Quarter Horse Nationally

Indiana's Quarter Horse racing industry has continued to gain traction with increased awareness from the breeding and racing aspects. While racing at Indiana Grand Race Course & Casino offers almost 200 races for the season, with six days of dedicated all Quarter Horse cards, it can still be difficult to attract horses with a unique race allocation of dates that share the calendar with Thoroughbred races. Even with such challenges, 2018 showed an increase in the number of races offered (188 in 2017 to 196 in 2018) and an increase in total purse money from 2017. Indiana's program still leads the Midwest (2018 saw the closing of Michigan's Hazel Park Racetrack), and remains steady in the top 10 nationally.

Total Purse Money		Average Purse Distribution per Race		
1.	Los Alimitos Race Course, CA (150)	\$16,912,115	1. Ruidoso Downs, NM [338]	\$37,606
2.	Remington Park, OK (50)	\$13,473,575	2. Zia Park, NM [220]	\$34,738
3.	Ruidoso Downs, NM (47)	\$12,710,934	3. Sunland Park, NM [151]	\$29,862
4.	Delta Downs, LA (45)	\$9,790,376	4. Remington Park, OK [486]	\$27,723
5.	Zia Park, NM (29)	\$7,642,316	5. Fair Grounds, LA [109]	\$22,803
6.	Evangeline Park, LA (45)	\$5,904,630	6. Los Alimitos Race Course, CA [769]	\$21,992
7.	Sunland Park, NM (25)	\$4,509,215	7. Indiana Grand, IN [196]	\$21,975
8.	Indiana Grand, IN (113)	\$4,307,154	8. Delta Downs, LA [469]	\$20,875
9.	Wyoming Downs, WY (28)	\$3,799,307	9. Lone Star, TX [185]	\$18,536
10.	Will Rogers Downs, OK (28)	\$3,799,307	10. Canterbury Park, MN [107]	\$16,252

Source: American Quarter Horse Association (AQHA)

Notes: Horsemen's contributions are not included.  
Tracks with fewer than 100 races are not included.  
The number of race days are indicated in parentheses in **column 1**, number of races at each track are indicated in brackets in **column 2**.

### Foals Registered in 2017\*

State Bred	2015	2016	2017
Indiana	507	409	346
Michigan	68	98	81
Kentucky	104	106	71
Illinois	82	56	57
Ohio	41	45	42

Source: AQHA

\* Due to the timing of this report, registrations are still coming in for horses foaled in 2018, so a more accurate example is to look at 2017 as the most recent year. Numbers for 2017 may continue to increase as owners register their horses later.

### National Top 10

Oklahoma	2,991
Texas	2,884
Louisiana	2,115
New Mexico	1,163
California	1,049
Utah	653
South Dakota	400
Indiana	346
Colorado	322
Montana	318



# Indiana Bred & Sired Statistics

## Standardbreds

Year	Mares Bred	Foals	Stallions	Residency Mares	Residency Foals
2010	3,038	1,443	180	2,225	1,024
2011	3,386	1,744	154	2,109	1,168
2012	2,634	1,717	147	1,939	1,304
2013	1,958	1,472	115	1,443	1,110
2014	1,764	1,087	105	1,251	856
2015	1,852	1,053	90	1,263	750
2016	1,943	1,146	100	1,434	802
2017	2,385	1,138	101	1,390	842
2018	2,419	1,335	105	1,379	839

The Standardbred program tracks the number of mares bred by Indiana stallions for the Indiana Sired program (regardless of their foaling location) as well as the number of mares residing in Indiana, bred by Indiana stallions for the Indiana Sired & Bred program.

## Thoroughbreds

Year	Mares	Foals	Stallions
2010	1,209	735	152
2011	961	774	114
2012	1,130	727	130
2013	941	596	117
2014	660	408	100
2015	679	444	86
2016	609	393	86
2017	674	459	94
2018	617	404	95

Indiana Foal Breakdown		
Year	Bred	Bred & Sired
2014	408	268
2015	444	251
2016	393	180
2017	459	234
2018	404	213

All numbers are as of June 1, 2019

## Quarter Horses

Year	Mares	Foals	Stallions
2010	298	178	78
2011	264	215	60
2012	404	256	77
2013	405	241	73
2014	377	251	61
2015	369	248	63
2016	349	197	48
2017	346	205	47
2018	290	183	44

Indiana Foal Breakdown		
Year	Bred	Bred & Sired
2014	251	164
2015	248	156
2016	197	104
2017	205	138
2018	183	106

The Thoroughbred and Quarter Horse programs register all mares foaling in Indiana for purposes of having an Indiana-bred or -sired registered foal.



# 2018 Program Highlights

## Standardbreds

- **Homicide Hunter** ('12, by Mr Cantab) posted a world record for fastest mile trotted in 1:49 2/5
- **Homicide Hunter** earned a Breeders Crown Championship in the Open Trot
- **Homicide Hunter** was named 2018 Dan Patch Award Winner for Aged Open Trot
- **Always A Prince** (Always A Virgin) ranked 6th in North American all-age by wins, 2nd for 3-year-olds.
- **Rockin Ron** (Rockin Image) was 5th nationally money earning older trotter (\$550,941)
- **Swandre The Giant** (Swan For All) finished 5th nationally as a top money earning 2-year-old trotting colt (\$257,900)
- **Custom Cantab** (Mr Cantab) was 5th nationally money earning 3-year-old trotting filly (\$521,400)
- Five Indiana stallions ranked no worse than 9th nationally in earnings or wins by progeny in 2018: **Always A Virgin, Tellitlikeitis, Swan For All, Rockin Image, Aracache Hanover**
- Indiana's **Victory Hill Farm** ranked 15th amongst North American breeders by earnings.



## Thoroughbreds

- **Bucchero** ('12, bred by Karen and Greg Dodd) became the first Indiana-bred to be invited and compete at the Royal Ascot race meet in England. He finished 5th in the King's Stand Turf Sprint—a respectable finish internationally.
- **Bucchero** won the Grade 2 Woodford Stakes at Keeneland for a second consecutive year.
- **Bucchero** competed in the 2018 Breeders' Cup World Championships at Churchill Downs in Louisville, Ky., placing 6th in the Turf Sprint
- **Bucchero** retired as the leading money earning Indiana-bred, with career earnings of \$824,273. He stands at stud in Florida.
- **The Money Dance** ('15, bred by Michael & Penny Lauer) ended the year as the highest money-earning Indiana-bred, earning \$279,453.
- **Cheogo Money** ('14, bred by Lawrence Ernst) finds success in Korea with trainer Simon Foster, earning \$220,890 in 2018.



## Quarter Horses

- **Dominyun Cartel** ('16, bred by Brian Gunder) was named a Finalist for the American Quarter Horse Association's Racing Champion 2-year-old Colt of the Year.
- **Rocky's Candy Shop** ('15, bred by Stanley Forbes) received votes in the AQHA Racing National Top 10 Poll three times.
- **Stinkin Rich** ('12, bred by Carolyn Bruce) takes over as the All-Time Highest Money Earning Indiana-Bred Quarter Horse with \$502,595 (the first Indiana-bred Quarter Horse to break \$500,000 in history).
- Indiana breeders **Chris and Stefanie Duke** sold an Indiana-bred colt at the Heritage Place Yearling Sale for the 5th highest price of the sale (\$95,000)





# Marketing: Breed Development

Senated-enrolled act No. 252 amended IC 4-31-8 to charge the Commission with promotion of the Indiana horse racing industry. In 2017, the Indiana Horse Racing Commission introduced a new position to aid in this requirement. The Communications Coordinator position was created in an effort to grow the marketing and advertising efforts of the Commission's breed programs.

Approximately 2 percent of each breed development funds' budget is allocated each fiscal year to be utilized for these purposes. In 2017, a graphic designer was placed on contract to help create print advertisements and program materials, working closely with the Communications Coordinator.

The aim in 2018 was to increase awareness of the Indiana horse racing industry to the general audience. In an effort to do this, the IHRC started a partnership with the Indiana Business Journal, that included digital ads to promote the Fractional Ownership Seminar held in April, and print ads promoting the ease of horse racing ownership using the ad campaign: "Real Hoosier Horsepower can be yours all year long, not just the month of May".

Two seminars were hosted in 2018. The first was in conjunction with the Centaur Equine Specialty Hospital about Foaling and Breeding Emergencies, with more than 65 horse owners and breeders attending the seminar. The second seminar, held at Indiana Grand Race Course prior to the 2018 ITOBA Awards introduced attendees to the idea of fractional ownership. Both seminars were promoted via press releases and advertising (print and digital).

The IHRC sponsored a booth at the second annual Equestricon, held in Louisville, Ky., the week prior to the 2018 Breeders' Cup World Championships. This booth was the **only** booth promoting all three racing breeds, and was one of only two state programs represented there. The owners of Bucchero, an Indiana-bred entered in the Breeders' Cup in 2018, sponsored a merchandise giveaway for those visiting the IHRC Equestricon booth.

For the second year, Megan Arszman, IHRC Communications Coordinator, was invited to speak at the American Quarter Horse Association's Bank of America Challenge Championships at Los Alamitos (California) about how marketing needs to be an everyday action by those in the horse racing industry, not just work done by the race tracks. Indiana was applauded for their forward-thinking in marketing as well as their efforts against the use of illegal substances in race horses.







# Marketing: Standardbred

The 2018 Standardbred racing circuit saw a new initiative to increase awareness of the Indiana-Sired Fair Circuit Program and the county fairs hosting the races. The IHRC partnered with Emmis Communications to share race calls from the county fair races on the radio (1070 FM) as part of the Grady and Big Joe Show. The idea was based off the continuing partnership with Indiana Grand Race Course and 1070 The Fan's Dan Dakich Show during the race meet.

As part of the package, three educational videos were filmed with personalities from 1070 The Fan and B105.7 regarding the fair circuit. Topics for the videos included introducing a horse neophyte to the wash rack ("Sean in the City"); radio personalities Joey Mulinaro and Ben Polizzi take on each other in two-seater jog bikes and tackle race calling ("Espresso"), and a general discussion about fair circuit racing with The Fan's Tony at the Track.



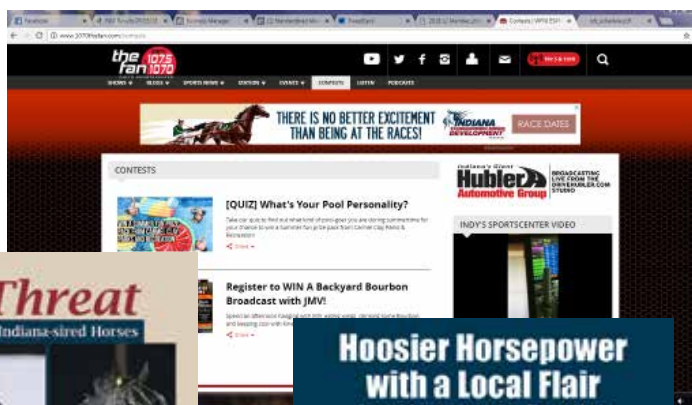
An online contest was created to invite guests to see the Indiana Sired Fair Circuit State Fair Championships in August, with the number of participants in the hundreds. The contest was advertised on The Fan's website and B105.7's website. Two winners received a VIP trip to the Indiana State Fair Circuit Finals,

complete with VIP seating, tickets and food vouchers and gifts from the IHRC, Hoosier Park and the Indiana Standardbred Association.

Also during the 2018 Indiana State Fair, one of the historic Speed Barns was open to the public for daily "Barn Visits." Signs were hung to educate the public on harness racing history and facts in Indiana, and at least one retired harness racehorse was present for guests to meet. A cutout of 2017 Horse of the Year and two-time Breeders' Crown Champion Hannelore Hanover was hung for people to take photos as her driver, and visiting children received stickers declaring "I'm in the driver's seat!" after their visit. The Indiana State Fair Board claimed the exhibit was one of the best received exhibits during the fair and instantly requested a repeat for 2019.

Advertisements were placed in the following publications in 2018:

- Hoof Beats
- USTrotting.com
- Midwest Harness Report
- HarnessRacingUpdate.com
- Horsemen's World





# Marketing: Thoroughbred

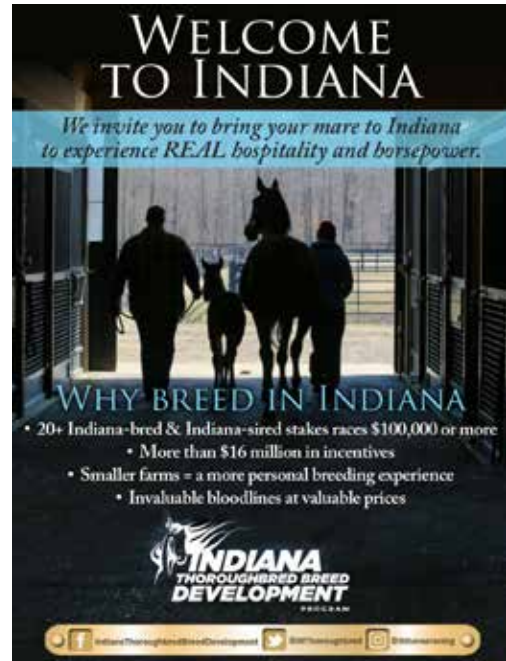
With increased exposure nationally and internationally from Indiana-bred Bucchero racing in the 2018 Royal Meet at Royal Ascot (England) and in the 2018 Breeders' Cup World Championships, the additional exposure extended to the Indiana Program has been notable thanks to the partners of Ironhorse Racing, LLC mentioning the program and the state.

The Thoroughbred program partnered with Indiana Grand Racing & Casino to present "Race of the Day" during the 2018 meet on 1070 The Fan's Dan Dakish radio show. Breed Development Coordinator Jessica Barnes appeared on the show to discuss horse racing in Indiana and fractional ownership possibilities.

The focus for marketing the Indiana Thoroughbred program changed midway through the year to show not only why the state program should be chosen because of breeder incentives, but to also outline why sometimes smaller can be better. This was done to encourage breeders to send their mares to Indiana to foal (forgoing larger farms in contiguous states), and take advantage of our lucrative Indiana Bred and Sired Program.

Advertisements were placed in the following publications in 2018:

- BloodHorse
- BloodHorse.com
- PaulickReport.com
- American Racehorse
- AmericanRacehorse.com
- Daily Racing Form





# Marketing: Quarter Horse

The Quarter Horse Breed Development Program was invited to host a booth during the three Heritage Place Quarter Horse Sales in Oklahoma City, Oklahoma. For this program, we partnered with the Quarter Horse Racing Association of Indiana (QHRAI) to present a unified effort in promoting Indiana's Quarter Horse racing programs. At the sales, information from both groups was available at the booth with at least one representative present to explain the program and network with breeders.

During the 2018 AQHA Challenge of Champions and AQHA Racing Symposium, held at Los Alamitos Race Course in California, the Indiana program was applauded for their forward thinking with drug testing and marketing initiatives.

The Quarter Horse Breed Development Committee partnered with QHRAI in producing their newsletter by providing more content and facilitated printing to ensure that timely information is distributed to participants in the industry.

Advertisements were placed in the following publications in 2018:

- *American Quarter Horse Racing Journal*
- *Speedhorse*
- *Track Magazine*



**The Indiana Quarter Horse Program is Running Strong**

Put some real Hoosier Horsepower in your barn.

**The Indiana-bred program in 2017:**

- Over \$1,000,000 in state-bred stakes races.
- Indiana-bred overnight results in over \$1,000,000 in purses.
- Program awarded over \$2.5 million in purses, owner, breeder & stallion owner awards during 2017.

**Get Paid:**

- Indiana-bred/Indiana-bred and sired paid 1st, 2nd, and 3rd place.
- 6 stakes races for Indiana-bred QH/Indiana-bred and sired in 2017.
- 3 stakes races for Indiana-bred in 2017.
- Breeder, Stallion and Owner awards paid for 1st, 2nd and 3rd place in Indiana-bred/Indiana-bred and sired AQHA open races.

**INDIANA QUARTER HORSE BREED DEVELOPMENT**  
Help us give you the best  
Call 765-238-8118

IndianaQuarterHorse @IndianaQuarterHorse @IndianaQuarterHorse



# Racino Slot Revenue

The 2007 Indiana Legislature approved slot machine wagering at the State's two pari-mutuel racetracks in accordance with 71 IAC 4-35-7-12. Racino slot revenue began replacing riverboat revenue June 2008. These funds are distributed to various segments of the racing industry in accordance with Commission rule IC 4-35-7-12. Detailed racino slot revenue distribution is noted in the chart below.


For detailed historical information on slot revenue, visit our website at [www.in.gov/hrc/2443.htm](http://www.in.gov/hrc/2443.htm)

## Racino Slot Revenue Allocation

Slot Revenue	2015	2016	2017	2018	Total (2015-18)
<b>12% of AGR**</b>	\$53,519,416	\$54,728,693	\$56,252,987	\$56,744,734	\$221,245,830
Remaining distribution after funding the Integrity Fund	\$53,369,416	\$54,579,693	\$56,102,987	\$56,594,734	\$220,646,830
<b>EQUINE PROMOTION WELFARE (.5%) to Associations</b>	\$266,847	\$272,898	\$280,515	\$282,974	\$1,103,234
ISA (46%)	\$122,749	\$125,533	\$129,037	\$130,168	\$507,487
HBPAI (46%)	\$122,749	\$125,533	\$129,037	\$130,168	\$507,487
QHRAI (8%)	\$21,347	\$21,831	\$22,441	\$22,638	\$88,257
<b>BACKSIDE BENEVOLENCE (2.5%) to Associations</b>	\$1,334,235	\$1,364,492	\$1,402,574	\$1,414,868	\$5,516,169
ISA (46%)	\$613,748	\$627,666	\$645,184	\$650,839	\$2,537,437
HBPAI (46%)	\$613,748	\$627,666	\$645,184	\$650,839	\$2,537,437
QHRAI (8%)	\$106,738	\$109,159	\$112,206	\$113,189	\$441,292
<b>97% TO RACING</b>	\$51,768,333	\$52,942,303	\$54,419,898	\$54,896,892	\$214,027,426
<b>THOROUGHBRED (46%)</b>	\$23,813,433	\$24,353,459	\$25,033,153	\$25,252,570	\$98,452,615
OF 46%, 55% TO FOLLOWING	\$13,904,998	\$13,394,402	\$13,768,234	\$13,888,914	\$54,956,548
TB PURSES (97%)	\$13,678,687	\$12,992,570	\$13,355,187	\$13,472,246	\$53,498,691
HBPAI (2.4%)	\$338,441	\$321,465	\$330,438	\$333,334	\$1,323,678
ITOBA (0.6%)	\$84,610	\$80,366	\$82,609	\$83,333	\$330,918
<b>TB BREED DEVELOPMENT FUND (45%)</b>	\$10,105,176	\$10,959,056	\$11,264,919	\$11,363,657	\$43,692,808
<b>STANDARD BRED (46%)</b>	\$23,813,433	\$24,353,459	\$25,033,153	\$25,252,570	\$98,452,615
(Minus State Fair Commission Funding)					
OF 46%, 50% TO FOLLOWING	\$11,406,716	\$11,676,729	\$12,016,576	\$12,126,285	\$47,226,306
SB PURSE (96.5%)	\$11,007,481	\$11,268,044	\$11,595,996	\$11,701,865	\$45,573,386
ISA (3.5%)	\$399,235	\$408,685	\$420,580	\$424,420	\$1,652,920
<b>SB BREED DEVELOPMENT - 50%</b>	\$11,406,716	\$11,676,729	\$12,016,576	\$12,126,285	\$47,226,306
<b>QUARTER HORSE (8%)</b>	\$4,141,466	\$4,235,384	\$4,353,592	\$4,391,751	\$17,122,193
OF 8%, 70% TO THE FOLLOWING	\$2,899,026	\$2,964,768	\$3,047,514	\$3,074,226	\$11,985,534
QH PURSES (95%)	\$2,754,075	\$2,816,530	\$2,895,139	\$2,920,515	\$11,386,259
QHRAI (5%)	\$144,951	\$148,238	\$152,376	\$153,711	\$599,276
<b>QH BREED DEVELOPMENT - 30%</b>	\$1,242,440	\$1,270,615	\$1,306,078	\$1,317,525	\$5,136,658

\* AGR total above includes \$1,000,000 State Fair Commission funding via Standardbred's 46% allotment from slots.

# 2018 Race Dates by Track



## March/April

S	M	T	W	TH	F	S
25	26	27	28	29	30	31
1	2	3	4	5	6	7
8	9	10	11	12	13	14
15	16	17	18	19	20	21
22	23	24	25	26	27	28
29	30					

## May

S	M	T	W	TH	F	S
		1	2	3	4	5
6	7	8	9	10	11	12
13	14	15	16	17	18	19
20	21	22	23	24	25	26
27	28	29	30	31		

## June

S	M	T	W	TH	F	S
					1	2
3	4	5	6	7	8	9
10	11	12	13	14	15	16
17	18	19	20	21	22	23
24	25	26	27	28	29	30

## July

S	M	T	W	TH	F	S
1	2	3	4	5	6	7
8	9	10	11	12	13	14
15	16	17	18	19	20	21
22	23	24	25	26	27	28
29	30	31				

## August

S	M	T	W	TH	F	S
			1	2	3	4
5	6	7	8	9	10	11
12	13	14	15	16	17	18
19	20	21	22	23	24	25
26	27	28	29	30	31	

## September

S	M	T	W	TH	F	S
						1
2	3	4	5	6	7	8
9	10	11	12	13	14	15
16	17	18	19	20	21	22
23	24	25	26	27	28	29
30						

## October

S	M	T	W	TH	F	S
	1	2	3	4	5	6
7	8	9	10	11	12	13
14	15	16	17	18	19	20
21	22	23	24	25	26	27
28	29	30	31			

## November

S	M	T	W	TH	F	S
				1	2	3
4	5	6	7	8	9	10

Special Race Post Times (7:10pm)

May 5th & 19th; June 9th


### Standardbred Racing

#### Post Time

Tuesday - Saturday 6:30 pm

### Dan Patch Day

August 10th



## April

S	M	T	W	TH	F	S
1	2	3	4	5	6	7
8	9	10	11	12	13	14
15	16	17	18	19	20	21
22	23	24	25	26	27	28
29	30					

## May

S	M	T	W	TH	F	S
		1	2	3	4	5
6	7	8	9	10	11	12
13	14	15	16	17	18	19
20	21	22	23	24	25	26
27	28	29	30	31		

## June

S	M	T	W	TH	F	S
					1	2
3	4	5	6	7	8	9
10	11	12	13	14	15	16
17	18	19	20	21	22	23
24	25	26	27	28	29	30

## July

S	M	T	W	TH	F	S
1	2	3	4	5	6	7
8	9	10	11	12	13	14*
15	16	17	18	19	20	21
22	23	24	25	26	27	28
29	30	31				

## August

S	M	T	W	TH	F	S
			1	2	3	4
5	6	7	8	9	10	11
12	13	14	15	16	17	18
19	20	21	22	23	24	25
26	27	28	29	30	31	

## September

S	M	T	W	TH	F	S
						1
2	3	4	5	6	7	8
9	10	11	12	13	14	15
16	17	18	19	20	21	22
23	24	25	26	27	28	29
30						

\* Indiana Oaks/Derby

## October

S	M	T	W	TH	F	S
	1	2	3	4	5	6
7	8	9	10	11	12	13
14	15	16	17	18	19	20
21	22	23	24	25	26	27
28	29	30	31			

## November

S	M	T	W	TH	F	S
				1	2	3
4	5	6	7	8	9	10
11	12	13	14	15	16	17
18	19	20	21	22	23	24
25	26	27	28	29	30	

### All Quarter Horse Race Days

June 2; July 7; August 11;  
September 15; October 6 & 27

### Thoroughbred/QH Racing

#### Post Time

Weekdays - 2:05 pm  
Saturday - 6:05 pm



[www.in.gov/hrc](http://www.in.gov/hrc)



[facebook.com/IndianaQuarterHorse](https://www.facebook.com/IndianaQuarterHorse)  
[facebook.com/IndianaStandardbred](https://www.facebook.com/IndianaStandardbred)  
[facebook.com/IndianaThoroughbredBreedDevelopment](https://www.facebook.com/IndianaThoroughbredBreedDevelopment)  
[facebook.com/IndianaHRC](https://www.facebook.com/IndianaHRC)



[@INQuarterHorse](https://twitter.com/INQuarterHorse)  
[@INStandardbred](https://twitter.com/INStandardbred)  
[@INThoroughbred](https://twitter.com/INThoroughbred)



[@inhorseracing](https://www.instagram.com/inhorseracing)



**YouTube** <http://bit.do/IHRCYouTube>

## Indianapolis Office

Indiana Horse Racing Commission  
1302 N Meridian St., Suite 175  
Indianapolis, IN 46202  
Phone: 317-233-3119  
Fax: 317-233-4470

## Field Offices

Indiana Horse Racing Commission  
c/o Harrah's Hoosier Park Racing & Casino  
4500 Dan Patch Circle  
Anderson, IN 46013  
Phone: 765-609-4855  
Fax: 765-683-2568

Indiana Horse Racing Commission  
c/o Indiana Grand Racing & Casino  
4425 N 200 W  
Shelbyville, IN 46176  
Phone: 317-713-3350  
Fax: 317-713-3355