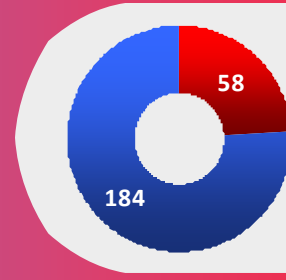


# Women as POLITICAL CANDIDATES



PRIMARY CANDIDATES  
(IN General Assembly only)

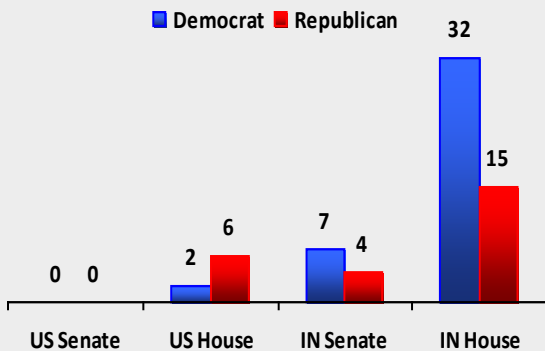
Women - 24%  
Men - 76%

May 3, 2016

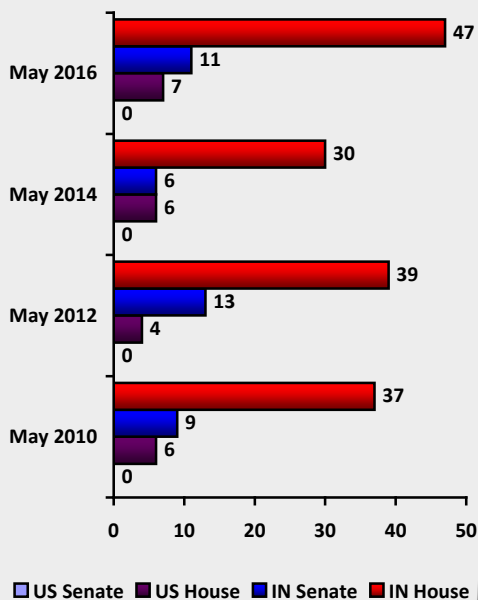
## PRIMARY RESULTS AT THE NATIONAL LEVEL

8 women (2 Democrats / 6 Republicans) ran for US Representatives in Indiana Primaries. In November, 4 General Election races will include women candidates including 1 race with women as both candidates.

### Women in 2016 Indiana Primaries



### Women in IN Primaries, 2010-2016



## 18 GENERAL ELECTION RACES WITH GUARANTEED WOMEN ELECTED OFFICIALS

1 US House race and 7 Indiana House races with two female candidates. 2 Indiana Senate uncontested seats and 8 Indiana House uncontested seats

## PRIMARY RESULTS AT THE STATE LEVEL

### Indiana Senate

11 women were candidates for the Indiana Senate, which represents 21% of all candidates in state Senate primaries. 9 women will compete for Senate seats in November's General Elections.

	Party	2016		2012	
		DEM	REP	DEM	REP
Candidates		7	4	7	6
Incumbents		1	3	2	4
Challengers		1	0	5	2
Open Seats		5	1	0	0
Uncontested		5	2	1	2
Contested		2	2	1	2

### Indiana House

47 women were candidates for the Indiana House of Representatives, which represents 25% of all candidate in state House primaries. 40 women will compete for House seats in November's General Elections.

	Party	2016		2014	
		DEM	REP	DEM	REP
Candidates		32	15	17	13
Incumbents		11	8	12	10
Challengers		14	4	5	1
Open Seats		7	3	0	2
Uncontested		26	10	17	9
Contested		6	5	0	4