



WHAT WOMEN WANT 2018

Findings from a survey of 1,038 adult women with oversamples of 100 Black women, 100 Latinas, 100 Asian/Pacific Islander women, and 100 Native American women nationwide.

Commissioned by the YWCA USA
September 2018

AMERICAN VIEWPOINT

LRP LAKE RESEARCH PARTNERS
Strategy Precision Impact

eliminating racism
empowering women
ywca

Methodology

Lake Research Partners and American Viewpoint designed and administered this survey that was conducted by telephone from August 27 – September 6, 2018. The survey reached a total of 1,038 adult women with oversamples of 100 Black women, 100 Latinas, 100 Asian/Pacific Islander women, and 100 Native American women nationwide.

The base sample was weighted slightly by age, party ID, and education; the Black, Native American, and Asian/Pacific Islander oversamples were weighted slightly by region and age; and the Latina oversample was weighted slightly by region to reflect the composition of the actual population nationwide. The oversamples were weighted down to reflect their actual proportion of the population of adult women.

The margin of error for the total sample is +/-3.1% and +/-9.8% for the oversamples. The margin of error is larger for split sampled questions.



AMERICAN VIEWPOINT

Key Findings

Key Findings – Personal Concerns



- Women today are worried about a number of issues.
- Despite reports of economic recovery, women are still overwhelmingly worried about their economic status in this country.
- In a top tier of personal concerns are **keeping their families safe from gun violence, having a medical expenses for themselves or their families that they cannot afford, and having affordable and secure health insurance for their families.**
- Secondarily, women are also concerned with lower intensity about caregiving for an aging relative.
- About a quarter are very concerned about access to affordable housing, being able to afford their rent or mortgage, access to the full range of reproductive health care, access to paid family and medical leave, keeping their families safe from opioid and other substance addictions, and that their family income will not be enough to meet family expenses and pay bills.
- Millennial women, Black women, Latinas, Asian/Pacific Islander women, Native American women, and white women all place medical expenses and gun violence among their top personal concerns.

Key Findings – Experiences with Discrimination



- **Two-in-five (41%) women reported experiencing discrimination because they are women.**
 - This represents a 9% increase from 2012.
- **Black, Latina, and Asian/Pacific Islander women experience racial discrimination at even higher rates than they experience gender discrimination.**
 - 61% of Black women experience racial discrimination; 52% experience discrimination because they are women.
 - 60% of Latinas experience racial discrimination; 44% experience discrimination because they are women.
 - 56% of Asian/Pacific Islander women experience racial discrimination; 36% experience discrimination because they are women.
- Half (50%) of Millennial women experience discrimination because they are women; 36% experience racial discrimination.
- Women also experience discrimination due to their gender identities (12%) and their sexual orientation (7%).

Key Findings – Congressional Agenda Top Priorities



- There is broad and deep support among women that Congress should take action on all policies tested. Women across age cohorts, race, ethnicity, and political affiliation want to see Congress take action.
- **Support is particularly strong for strengthening equal pay laws and renewing the Violence Against Women Act (VAWA).** Agreement with Congress taking action on these issues is so high that these attitudes operate like core values.
 - Strengthening equal pay laws for women – 79% strongly agree, 91% agree overall
 - Renewing VAWA – 75% strongly agree, 89% agree overall

Key Findings – Congressional Agenda Top Priorities



- In light of women’s responses to various questions related to gender-based violence, it is no a surprise that support for renewing VAWA is so high.
 - Two in five (41%) of women reported experiencing discrimination because they are women.
 - More than one in five women (23%) are very worried about having access to job-protected leave to access legal, medical, or other needs after experiencing sexual or domestic violence.
 - Over a quarter of Black women (28%), Latinas (28%), and Asian/Pacific Islander women (30%) also report being very worried about sexual harassment at work, an issue which VAWA directly addresses.
 - Support for VAWA may also be linked to a top concern from Black, Latina, Asian/Pacific Islander, Native American, White, and Millennial women: keeping themselves and their families safe from gun violence. Other research confirms women’s experiences of gun violence are inextricably linked to domestic violence.

Key Findings – Congressional Agenda Top Priorities



- Two-thirds or more women also strongly agree that Congress should take action on:
 - Passing the Child Care for Working Families Act that will expand access to affordable, high quality child care and invest in early childhood education professionals
 - Passing legislation to end racial profiling
 - Protecting the Affordable Care Act, particularly provisions providing coverage for pre-existing conditions, preventative health services for women, and access to birth control services
 - Passing paid family and medical leave legislation

Key Findings – Congressional Agenda Second Tier Priorities



- At least half of women strongly agree with Congress taking action to
 - Protect Roe v. Wade which allows women to make their own personal reproductive health care decisions
 - Pass legislation to meet the physical and mental health needs of women and girls, including the Trauma-Informed Care for Children and Families Act and the Preventing Maternal Deaths Act
 - End the family separation policies at the U.S. border
 - Pass the DREAM Act to provide legal status and a permanent pathway to citizenship for undocumented immigrants who were brought to the U.S. as children
 - Pass comprehensive immigration reform that provides a roadmap to citizenship for immigrants
 - End the detention of immigrant women, children, and families seeking refuge, asylum, and safety in the U.S.
- Women across ethnicities and age groups strongly agree that Congress should take action on these priorities.

Key Findings – Immigration Congressional Agenda



- Majorities of women across most ethnicities and age groups strongly agree with Congress taking action on immigration policies to end family separation, pass the DREAM Act, pass comprehensive immigration reform, and end family detention.
 - Latinas are energized by immigration issues. At least three quarters of Latinas support action on all surveyed immigration policies; they want to see Congress act.
 - Asian/Pacific Islanders are also more supportive than other subgroups of women toward passing the DREAM Act.
 - About two-thirds of Millennials strongly agree with ending family separation at the border, passing the DREAM Act, and ending detention of immigrant women and children.
 - Republican women support action around immigration, but are much more likely to agree with passing comprehensive immigration reform than they are to agree with ending family separation or family detention, or passing the DREAM Act.

Key Findings – Congressional Agenda by Party Identification



- It may seem like the country is deeply divided on policies, but these Congressional priorities are supported by women whether they identify as Democrats, Independents, or Republicans.
- Solid majorities of Democratic, Independent, and Republican women agree that Congress should take action to
 - strengthen equal pay laws
 - renew the Violence Against Women Act
 - pass legislation around
 - child care
 - ending racial profiling
 - paid family and medical leave
 - women’s physical and mental health needs
 - providing a path to citizenship for DREAMers
 - comprehensive immigration reform
 - protect the Affordable Care Act
 - protect Roe v. Wade
 - end family separation

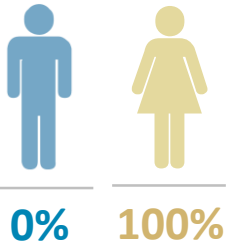
Key Findings – The Relevance of YWCA



- Over two-thirds of women believe the issues YWCA is working on are *very* relevant for women and girls today.
- A majority of women overall believe the work is also relevant on a personal level.
- YWCA’s provision of domestic violence services, job training and empowerment programs, early childhood education, housing, health, financial literacy courses, work to close the gender gap in STEM, and the organization’s commitment to eliminate racism generate favorable feelings in women.
- YWCA’s intersectional mission to eliminate racism and empower women, work in communities, and advocacy on legislative priorities are very relevant to women today.

Demographics of the Women Surveyed

GENDER



AGE

Under 30	14%
30-39	16%
40-49	15%
50-64	27%
65+	27%

EDUCATION

High School or Less	24%	
Post HS/Non-college	41%	
College Grad	22%	33%
Post-Grad	11%	College/Post-Grad

PARTY IDENTIFICATION

	Democrat	45%
	Republican	30%
	Independent	15%

RACE

White	69%
Latina	9%
Black	14%
API	1%
Native American	1%
Other/DK/Ref	6%

EMPLOYMENT STATUS

Full time	38%
Part time	12%
Unemployed	5%
Homemaker	8%
Student	3%
Retired	31%

PARENTAL STATUS

No children under 18	72%
Mothers	26%
Daughters	20%
Sons	24%
Both	53%

VOTER REGISTRATION

Yes	95%
No	5%

VOTE LIKELIHOOD


Almost certain	80%
Probably	13%
50-50	3%
Probably not	2%
Definitely not	2%
(don't know)	1%

MARITAL STATUS

Married	52%
Unmarried	46%

REGION

Northeast	18%
Midwest	22%
South	39%
West	21%



AMERICAN VIEWPOINT

Subgroup Analysis

Subgroup Analysis

- While women are united in their ability to worry about multiple personal concerns and their desire to see Congress take action on a range of priorities, women of different races have different experiences, and there are some important nuances by different racial and ethnic groups.
- The following slides provide analysis of concerns, experiences with discrimination, and priorities for Congress among Black women, Latinas, Asian/Pacific Islander women, Native American women, and Millennial women.

A Closer Look at Black Women

- The top concerns for Black women are medical expenses and keeping themselves and their families safe from gun violence, followed by keeping up with expenses and paid leave.
 - Black women are more likely than other subgroups to be very worried about keeping themselves and their families safe from police violence, keeping up with expenses, work/family balance, having access to paid family and medical leave, keeping themselves and their families safe from gun violence, getting a good paying job, paying for college or repaying student loans, someone in their household losing their job, being sexually harassed on the job, having access to a flexible work schedule, and having affordable and dependable child care.
- Black women experience racial discrimination at even higher rates than they experience discrimination because they are women.
- Black women want to see Congress take action on strengthening equal pay laws, renewing VAWA, and passing legislation that ends racial profiling.

A Closer Look at Latinas

- The top concerns for Latinas are having a medical expense that they cannot afford, keeping themselves and their families safe from gun violence, and caring for their spouses, parents, or other relatives as they age.
 - Latinas more likely than other subgroups to be very worried about being able to afford their rent or mortgage, being able to care for their relatives as they age, someone in their household losing their job, access to housing that is affordable, having access to a flexible work schedule, having a medical expense that they cannot afford, keeping themselves and their families safe from police violence, access to paid family and medical leave, keeping themselves and their families safe from gun violence, being sexually harassed on the job, and their friends or family members being detained or deported.
- Latinas experience racial discrimination at even higher rates than they experience discrimination because they are women.
- Latinas want to see Congress take action on strengthening equal pay laws and renewing VAWA.
 - Secondary priorities are passing the Child Care for Working Families Act, passing legislation that ends racial profiling, passing paid family and medical leave, ending the detention of immigrant women and children, ending family separation at the border, passing the DREAM act, and passing comprehensive immigration reform.

A Closer Look at Asian/Pacific Islander Women

- The top concerns for Asian/Pacific Islander women are keeping themselves and their families safe from gun violence and having a medical expense that they cannot afford.
 - Asian/Pacific Islander women are more likely than other subgroups to be very worried about keeping their families safe from gun violence and being sexually harassed on the job.
- Asian/Pacific Islander women experience racial discrimination at even higher rates than they experience discrimination because they are women.
- Asian/Pacific Islander women want to see Congress take action on strengthening equal pay laws and passing legislation that ends racial profiling.

A Closer Look at Native American Women

- The top concerns for Native American women are having access to paid family and medical leave, having affordable and secure health insurance for their families, and keeping themselves and their families safe from gun violence.
 - Native American women are more likely than other subgroups to be very worried about having access to paid family and medical leave, someone in their household losing their job, and paying for college or repaying student loans.
- About half of Native American women say they have experienced prejudice or discrimination because they are women and because of their race or ethnicity. Native American women are more likely than other groups of women to say they experience age and religious discrimination.
- Native American women want to see Congress take action on strengthening equal pay laws, passing the Child Care for Working Families Act, renewing VAWA, and passing legislation that ends racial profiling.

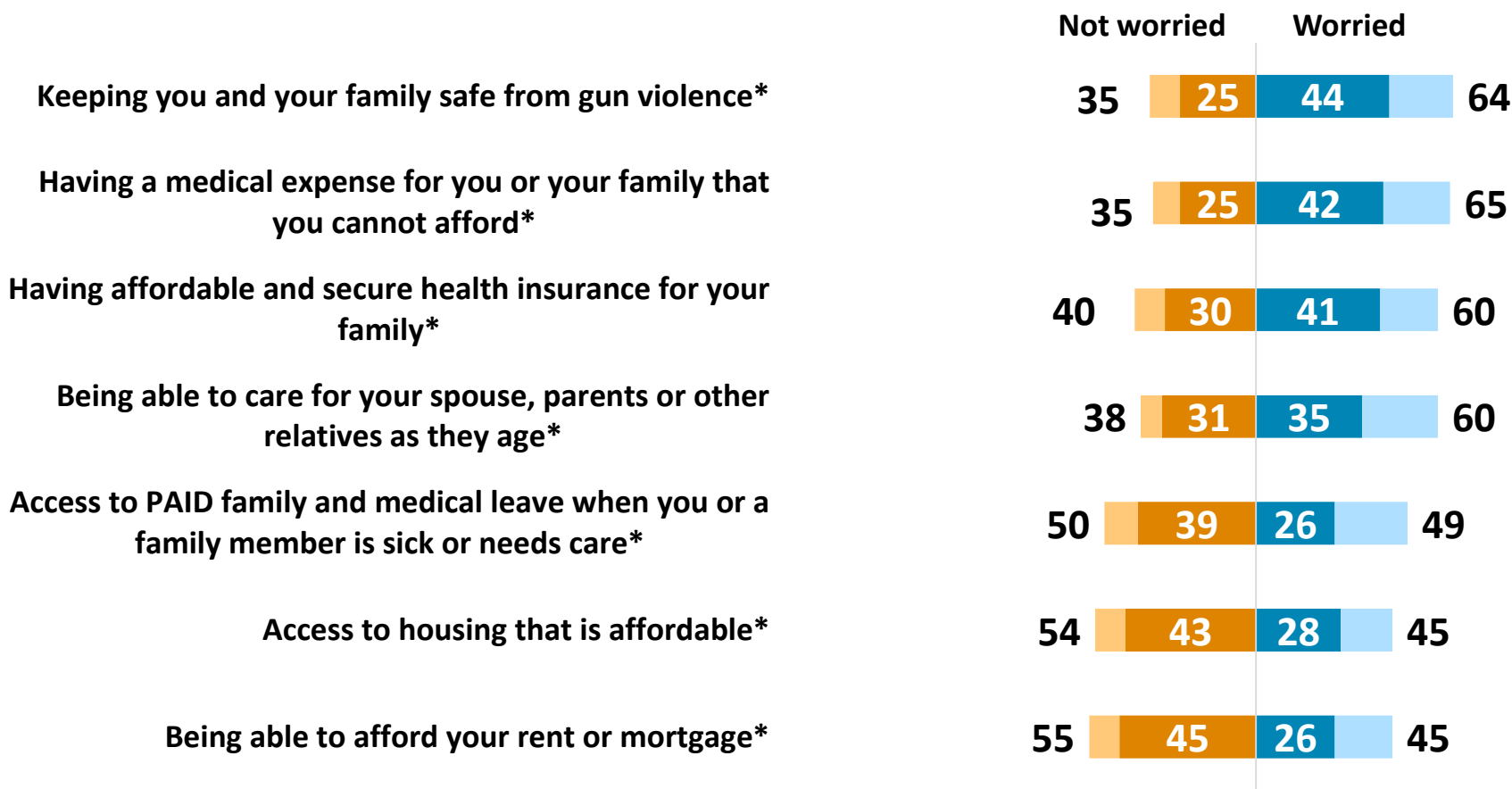
A Closer Look at Millennial Women

- The top concern for Millennial women is keeping themselves and their families safe from gun violence.
 - Secondary concerns for Millennial women include being able to care for their spouses, parents, or other relatives as they age; having affordable and secure health insurance for their families, having a medical expense that they cannot afford, access to housing that is affordable, and paying for college or repaying student loans.
 - Millennial women are more likely than other subgroups to be very worried about paying for college or repaying student loans.
- Millennial women are more likely than older cohorts to experience discrimination because they are women and because of their race or ethnicity.
- Millennial women want to see Congress take action on strengthening equal pay laws, renewing VAWA, and passing legislation that ends racial profiling.

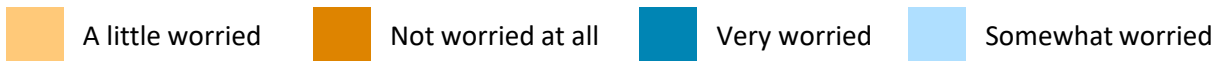


Worries

Women today are worried about a number of health, safety, caregiving, and economic issues. In a top tier of personal concerns are keeping themselves and their families safe from gun violence, medical expenses, and affordable health insurance. Women are also concerned about caregiving for aging relatives, paid family and medical leave, and both the cost and availability of affordable housing.



*Split sampled questions



I am going to read you a list of personal concerns that some people have. Thinking about yourself and your family, please tell me whether you personally are very worried, somewhat worried, a little worried, or not worried at all about each of these concerns.

At least one in five are very worried about other economic concerns, like meeting expenses, getting a good-paying job, college affordability, and job loss. A third of women are worried about additional economic, safety, and caregiving concerns.

That your total family income will not be enough to meet your family's expenses and pay your bills*

Not worried Worried

54 40 25 45

Getting a good paying job*

57 48 24 42

Paying for college or repaying student loans*

57 49 23 42

Someone in your household losing their job*

63 54 21 36

Having affordable and dependable child care*

64 58 19 35

Have good family and work balance*

61 48 19 36

Being sexually harassed on the job*

67 59 17 32

Having access to a flexible work schedule*

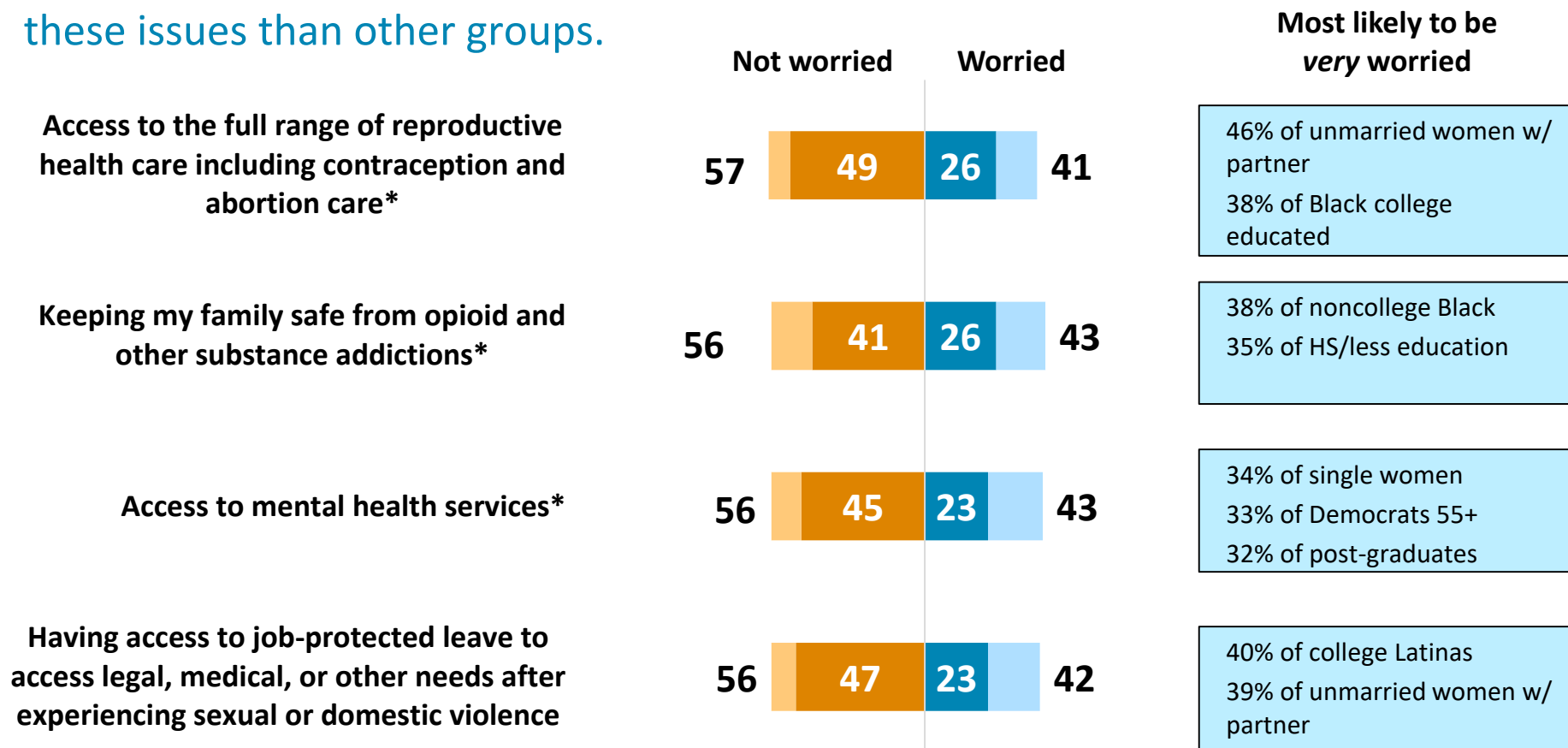
64 54 15 35

*Split sampled questions

A little worried
 Not worried at all
 Very worried
 Somewhat worried

I am going to read you a list of personal concerns that some people have. Thinking about yourself and your family, please tell me whether you personally are very worried, somewhat worried, a little worried, or not worried at all about each of these concerns.

Other health concerns worry women, but to a slightly lesser degree, with two in five women worried about access to reproductive health care, access to mental health services, keeping their family safe from addiction, and job-protected “safe” leave to access help after experiencing gender-based violence. Unmarried women and Black women are more concerned about these issues than other groups.

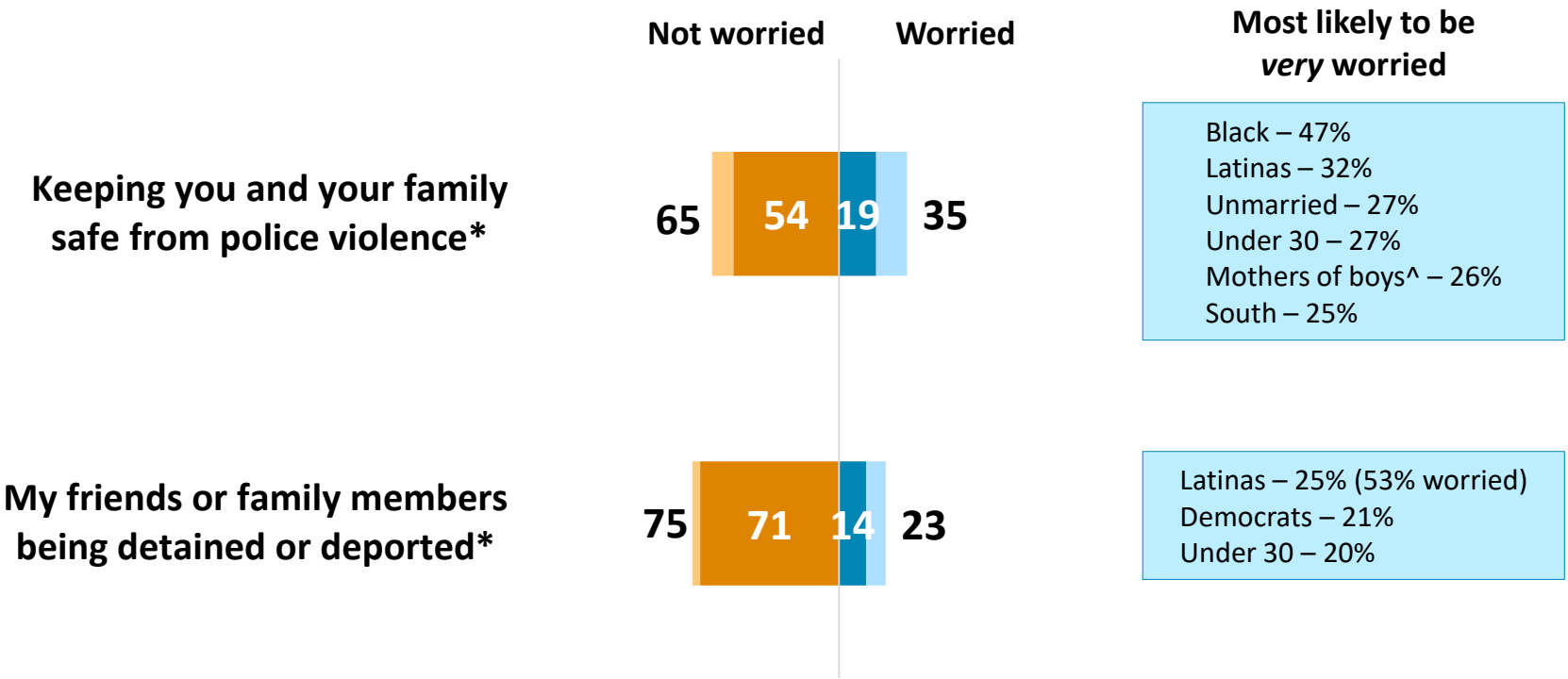


*Split sampled questions

A little worried
 Not worried at all
 Very worried
 Somewhat worried

I am going to read you a list of personal concerns that some people have. Thinking about yourself and your family, please tell me whether you personally are very worried, somewhat worried, a little worried, or not worried at all about each of these concerns.

Concerns about police violence, detention and deportation are more acute for women of color. Almost half of Black women are very worried about police violence. Half of Latinas are worried about detention or deportation; a quarter are very worried. These concerns are distinct from women overall and other subgroups, who are less likely to be personally concerned about these issues.



*Split sampled questions
 ^ note small n size

I am going to read you a list of personal concerns that some people have. Thinking about yourself and your family, please tell me whether you personally are very worried, somewhat worried, a little worried, or not worried at all about each of these concerns.

A little worried
 Not worried at all
 Very worried
 Somewhat worried

Concerns were sorted into different types.

Definition of Indexes

Economic Index

- Access to housing that is affordable ★
- Someone in your household losing their job
- Paying for college or repaying student loans
- Being able to afford your rent or mortgage ★
- That your total family income will not be enough to meet your family's expenses and pay your bills
- Getting a good paying job
- Having access to a flexible work schedule

Health Index

- Having affordable and secure health insurance for your family ★
- Access to mental health services
- Having a medical expense for you or your family that you cannot afford ★
- Keeping my family safe from opioid and other substance addictions
- Access to the full range of reproductive health care, including contraception and abortion care

Safety Index

- Keeping you and your family safe from police violence
- Keeping you and your family safe from gun violence ★
- My friends or family members being detained or deported
- Being sexually harassed on the job
- Having access to job-protected leave to access legal, medical, or other needs after experiencing sexual or domestic violence

Caregiving Index

- Access to PAID family and medical leave when you or a family member is sick or needs care ★
- Have good family and work balance
- Having affordable and dependable child care
- Being able to care for your spouse, parents or other relatives as they age ★

★ Top concern

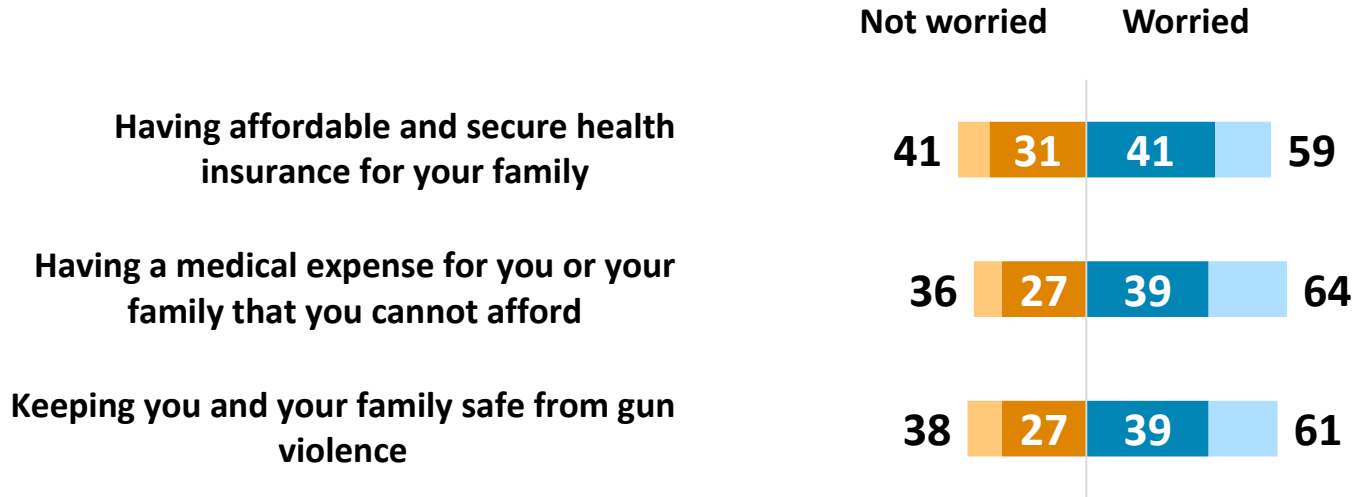
Black women, Latinas, and women under 50 are most likely to hold all the caregiving worries. At least half of Black women, Latinas, and Asian Pacific Islander women hold some worries about safety, as do those 30-39 and 50-64 years old. A majority of Asian/Pacific Islander, Native American women, and women under 30 and 40-49 years old are more likely than others to hold some economic worries.

% who experience <u>all</u> worries in...	All Women	Race/Ethnicity					Age					
		Black	Latina	API	Native Amer.	White	Millennials	<30	30-39	40-49	50-64	65+
Caregiving	30	43	47	27	29	27	35	34	40	35	31	19
Health	29	33	39	39	24	27	32	25	38	32	31	24
Economic	19	28	38	20	18	15	24	21	27	24	21	10
Safety	18	30	35	20	21	13	23	25	20	24	16	12

% who experience <u>some</u> worries in...	All Women	Race/Ethnicity					Age					
		Black	Latina	API	Native Amer.	White	Millennials	<30	30-39	40-49	50-64	65+
Caregiving	30	24	29	41	39	31	31	26	33	33	33	26
Health	42	39	42	30	47	44	42	48	34	43	46	40
Economic	45	48	44	54	53	46	50	54	47	52	40	41
Safety	46	50	49	57	45	45	48	43	51	41	50	44

I am going to read you a list of personal concerns that some people have. Thinking about yourself and your family, please tell me whether you personally are very worried, somewhat worried, a little worried, or not worried at all about each of these concerns.

The top concerns for White women are access to health insurance, medical expenses, and gun violence.

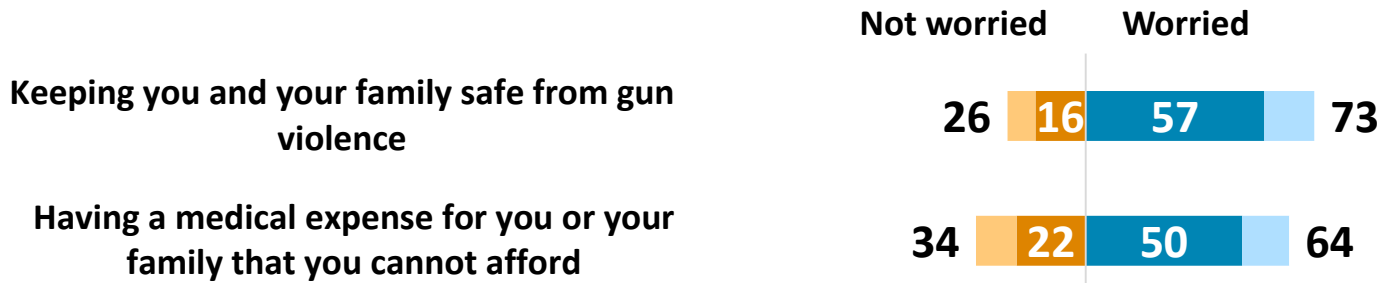



Compared to other subgroups, white women are less likely to be very worried about all of the specific caregiving, health, economic, and safety concerns.

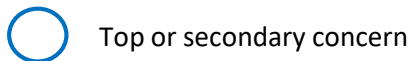


*Split sampled questions

The top concerns for Black women are medical expenses and gun violence, followed by keeping up with expenses and paid leave. Black women are far more likely to be worried about police violence, and more likely to be worried about keeping up with expenses, work/family balance, and paid leave.

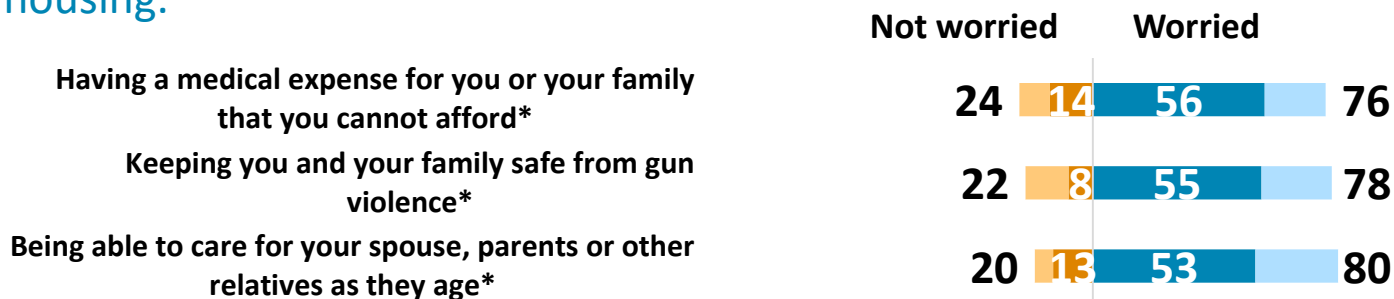


Issues where Black Women are More Likely to be Very Worried	All Women	Black Women	Difference
Keeping you and your family safe from police violence	19	47	28
Income not enough to meet expenses	25	42	17
Have good family and work balance	19	35	16
Paid family and medical leave	26	40	14
Keeping you and your family safe from gun violence	44	57	13
Getting a good paying job	24	36	12
Paying for college or repaying student loans	23	35	12
Someone in your household losing their job	21	33	12
Being sexually harassed on the job	17	28	11
Having access to a flexible work schedule	15	26	11
Having affordable and dependable child care	19	29	10

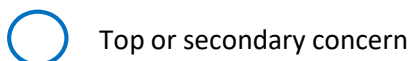
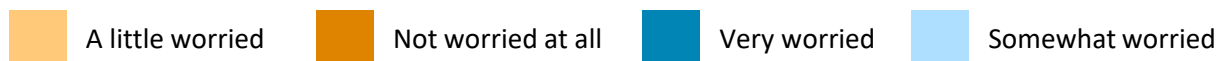


*Split sampled questions

The top concerns for Latinas are medical expenses, gun violence, and caring for aging relatives, followed by rent/mortgages and affordable housing. Latinas are considerably more likely to be worried about rent/mortgages, caring for aging relatives, job loss, and affordable housing.

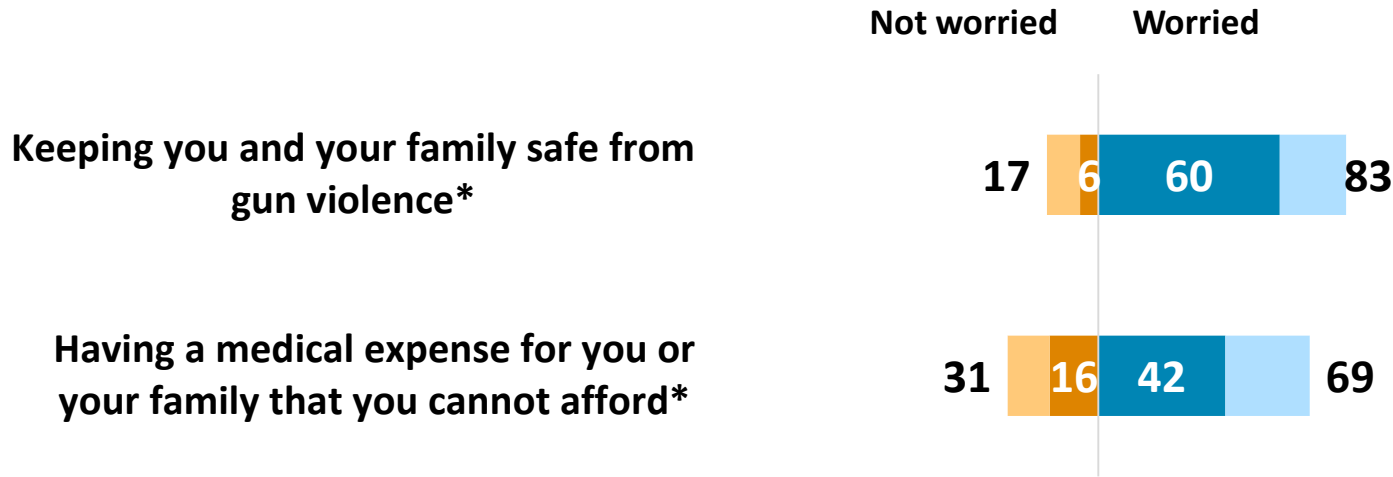


Issues where Latinas are More Likely to be Very Worried	All Women	Latinas	Difference
Being able to afford your rent or mortgage*	26	45	19
Being able to care for your relatives as they age*	35	53	18
Someone in your household losing their job*	21	38	17
Access to housing that is affordable*	28	43	15
Having access to a flexible work schedule*	15	29	14
Having a medical expense that you cannot afford*	42	56	14
Keeping you and your family safe from police violence*	19	32	13
Access to PAID family and medical leave	26	38	12
Keeping you and your family safe from gun violence*	44	55	11
Being sexually harassed on the job*	17	28	11
Friends or family members being detained or deported*	14	25	11
Getting a good paying job*	24	34	10
Having affordable and dependable child care*	19	29	10



*Split sampled questions

The top concerns for Asian/Pacific Islander women are gun violence and medical expenses. They are more likely than other women to be worried about gun violence and workplace sexual harassment.



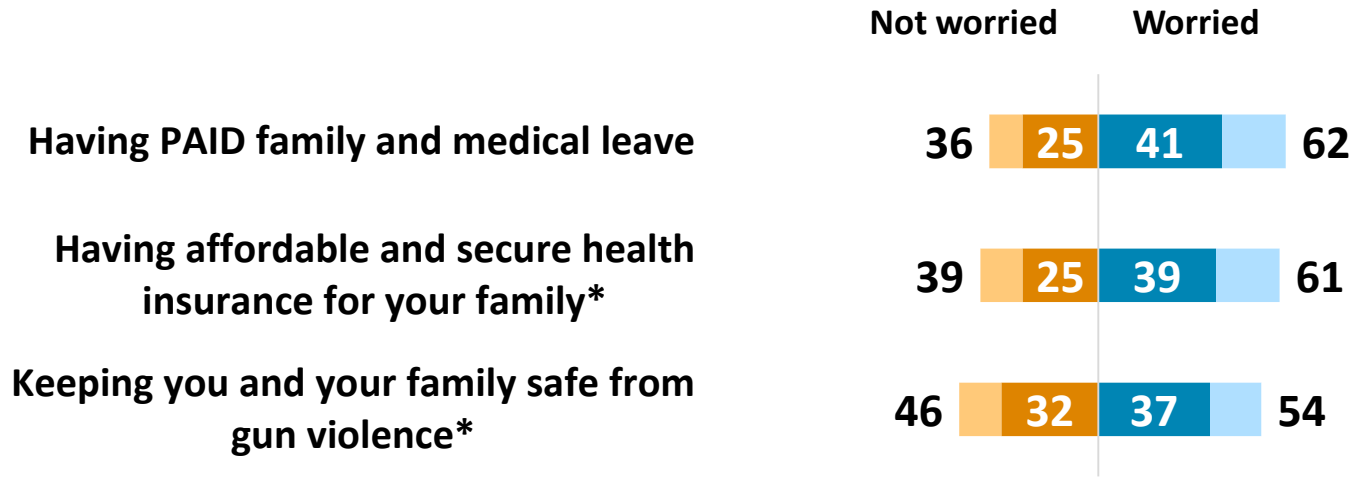
Issues where Asian/Pacific Islanders are More Likely to be Very Worried	All Women	Asian/Pacific Islander	Difference
Keeping you and your family safe from gun violence*	44	60	16
Being sexually harassed on the job*	17	30	13

A little worried
 Not worried at all
 Very worried
 Somewhat worried

Top or secondary concern

*Split sampled questions

The top concerns for Native American women are paid family and medical leave, affordable health insurance, and gun violence. They are more likely to be worried about paid family and medical leave, job loss, and college affordability.



Issues where Native American Women are More Likely to be Very Worried	All Women	Native American	Difference
Access to PAID family and medical leave	26	41	15
Someone in your household losing their job	21	35	14
Paying for college or repaying student loans	23	35	12

A little worried
 Not worried at all
 Very worried
 Somewhat worried

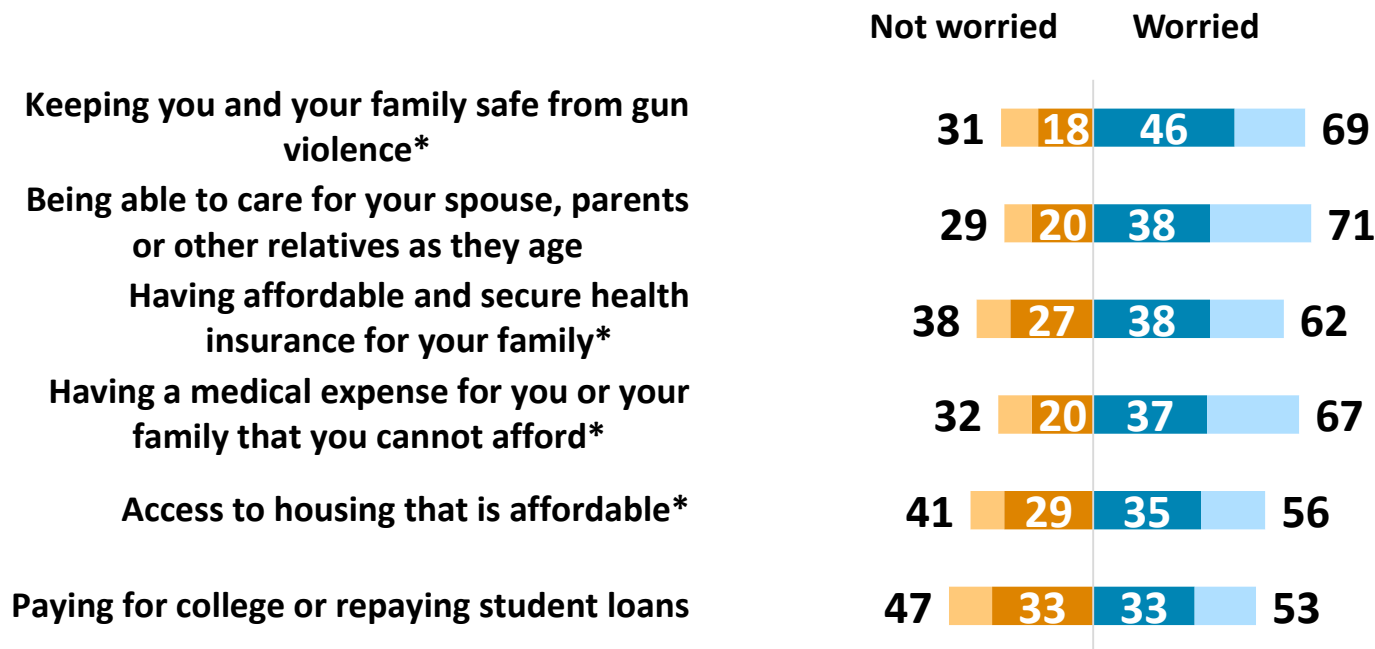
Top or secondary concern

AMERICANVIEWPOINT

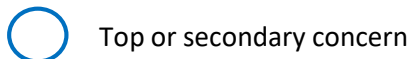
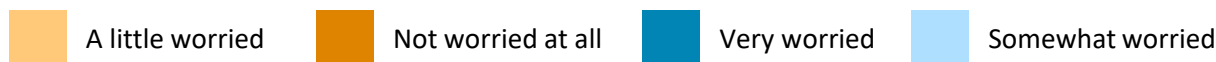
LRP LAKE RESEARCH PARTNERS 32
 Strategy Precision Impact

*Split sampled questions


The top concern for millennials is gun violence. In a second tier they place caring for aging relatives, affordable health insurance and housing, medical expenses, and college affordability. They are more likely to be intensely worried about college affordability.



Issues Where Millennials are More Likely to be Very Worried	All Women	Millennial	Difference
Paying for college or repaying student loans	23	33	10



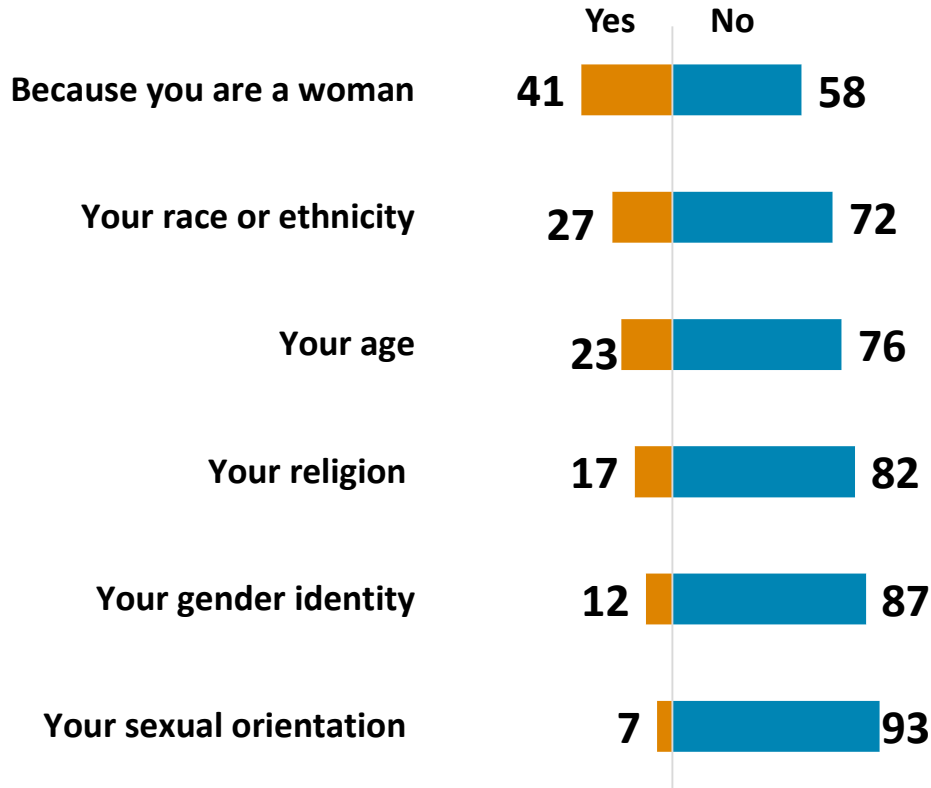
*Split sampled questions



AMERICAN VIEWPOINT

Personal Experiences of Discrimination

Two-in-five women overall reported experiencing gender-based discrimination. Black, Latina, and Asian/Pacific Islander women experience racial discrimination at even higher rates than they experience discrimination because they are women. Native American women experience discrimination due to their gender and race at equal rates. Women also experience discrimination due to their gender identities and their sexual orientation.



% Yes	Black	Lat	API	Native Amer.	White
Because you are a woman	52	44	36	51	39
Your race or ethnicity	61	60	56	49	14
Your age	24	27	18	33	22
Your religion	12	16	25	32	17
Your gender identity	17	15	13	16	11
Your sexual orientation	12	10	6	14	5

Women 30-39 years old (52%), millennials (50%), post-graduates (56%), and college educated Black women (68%) are more likely than others to say they have experienced gender discrimination.

Please tell me if you have experienced prejudice or discrimination based on each of the following...

Compared to 2012, women today are more likely to say they have experienced prejudice or discrimination because they are a woman (9% increase), because of their age (6% increase), and because of their religion (5% increase). Latinas and Native American women show the greatest increase in these experiences over time.

% Yes	All Women		Black		Latinas		Asian/ Pacific Islander		Native American	
	2018	2012	2018	2012	2018	2012	2018	2012	2018	2012
Because you are a woman	41	32	52	40	44	27	36	43	51	42
Your race or ethnicity	24	25	61	56	60	44	56	52	49	35
Your age	23	17	24	24	27	13	18	12	33	20
Your religion	17	12	12	10	16	6	25	7	32	18
Your gender identity	12	-	17	-	15	-	13	-	16	-
Your sexual orientation	7	7	12	17	10	4	6	5	14	12

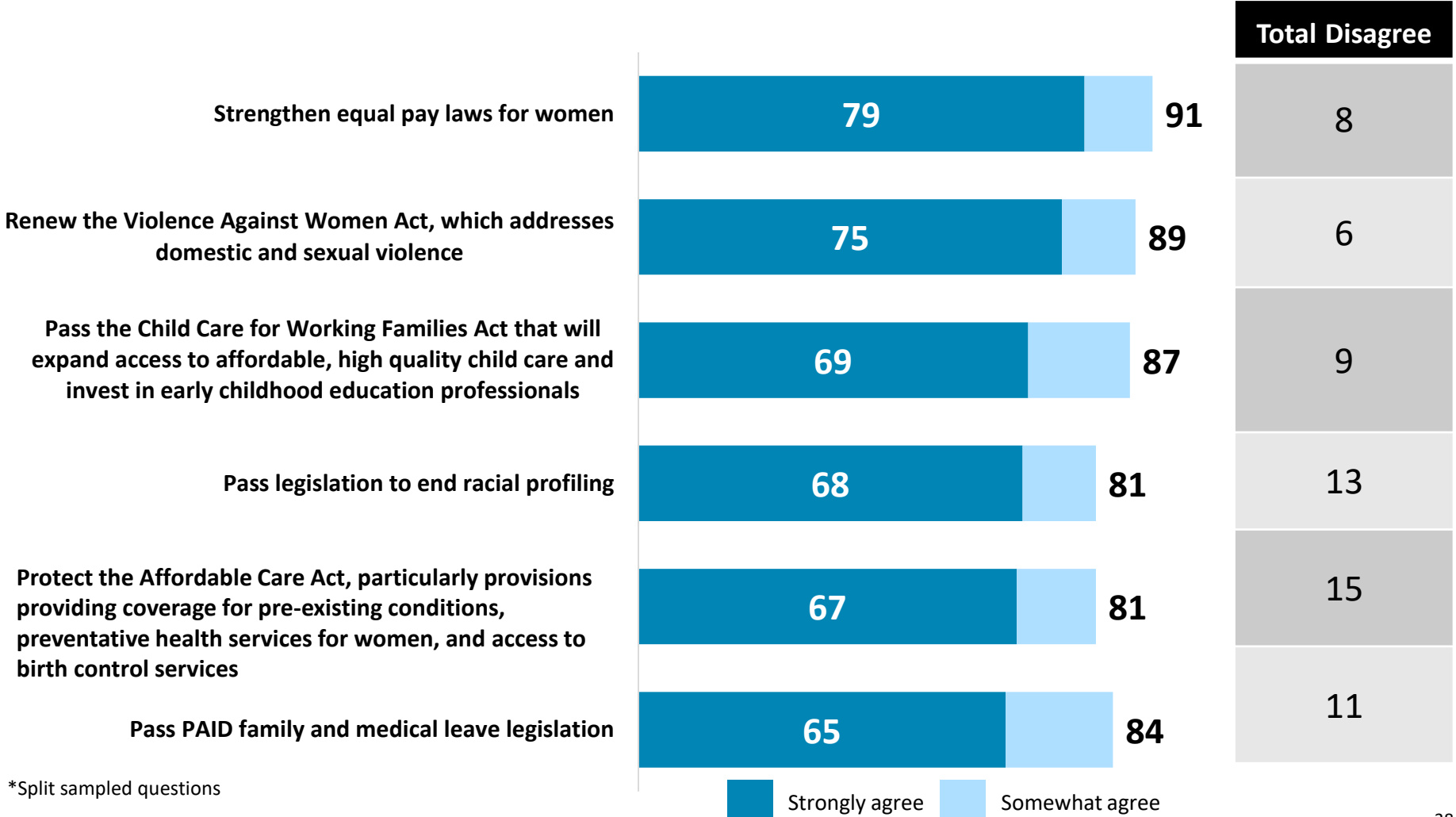
Please tell me if you have experienced prejudice or discrimination based on each of the following...



AMERICAN VIEWPOINT

Legislative Support

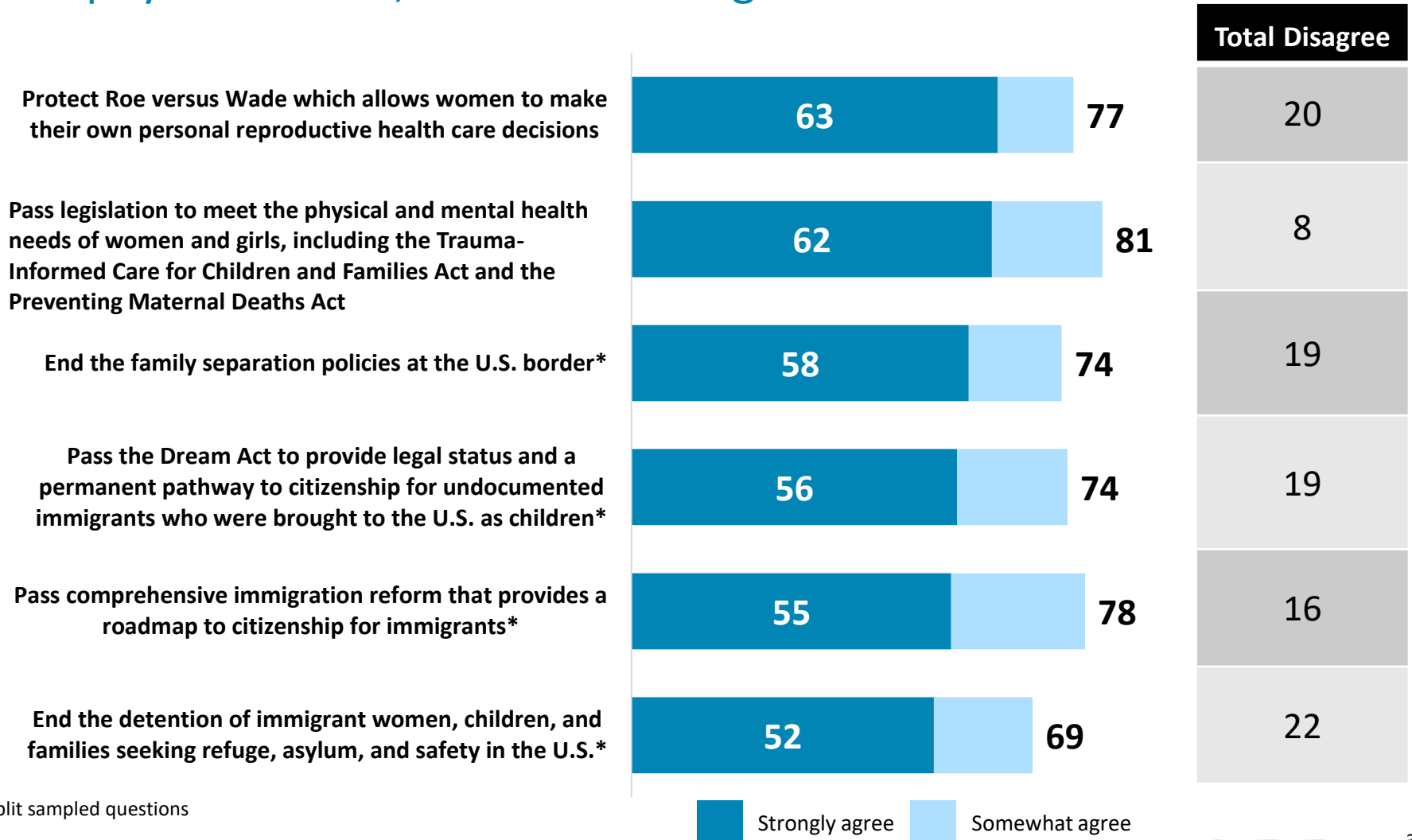
There is broad and deep support among women for all policies tested. Agreement is most intense for Congress to strengthen equal pay laws and renew the Violence Against Women Act, which are almost core values. There is also solid support for child care, ending racial profiling, the ACA, and paid leave policies.



*Split sampled questions

Now I am going to read you a list of issues that Congress might take action on this year or next. Please tell me if you agree or disagree that Congress should take action on these issues.

In a second tier, more than half of women strongly agree with Congress taking action on legislation around reproductive, mental, and physical health, as well as immigration reform.



*Split sampled questions

Now I am going to read you a list of issues that Congress might take action on this year or next. Please tell me if you agree or disagree that Congress should take action on these issues.

Women across ethnicities and age groups strongly agree that Congress should take action on equal pay laws, renewing VAWA, passing the Child Care for Working Families Act, and passing legislation that ends racial profiling.

% Strongly Agree	All Women	Race/Ethnicity					Age						2012
		Black	Latina	API	Native Amer.	White	Millennials	<30	30-39	40-49	50-64	65+	
Strengthen equal pay laws	79	88	85	88	78	76	78	78	78	80	80	77	72
Renew VAWA	75	84	85	73	75	72	78	76	80	77	75	72	74
Pass Child Care for Working Families Act	69	79	80	59	77	66	71	67	72	71	69	67	-
Pass leg. to end racial profiling	68	86	80	85	72	64	74	77	71	72	67	60	59

Republican women support action around equal pay, VAWA, child care, and ending racial profiling.

Republican Women	
Strengthen equal pay laws	80% agree, 62% strongly
Renew VAWA	79% agree, 59% strongly
Pass Child Care for Working Families Act	76% agree, 52% strongly
Pass leg. to end racial profiling	63% agree, 45% strongly

Now I am going to read you a list of issues that Congress might take action on this year or next. Please tell me if you agree or disagree that Congress should take action on these issues.

Democratic women, especially older Democrats, noncollege-educated Latinas, and mothers consistently support the most popular policies. College-educated Asian/Pacific Islander women are also more likely than others to strongly agree with strengthening equal pay laws, while divorced women and those in the Northeast are more likely than others to strongly agree with renewing VAWA.

Strongly Agree: Strengthen Equal Pay Laws

- **79% of all women**
- 93% of college educated API
- 90% of Democrats
- 89% of noncollege Latinas

Strongly Agree: Renew VAWA

- **75% of all women**
- 90% of noncollege Latinas
- 87% of divorced women
- 87% of Democrats
- 82% of Northeast women, especially New England (90%)

Strongly Agree: Pass Child Care Act

- **69% of all women**
- 84% of Democrats 55+
- 84% of noncollege Latinas
- 79% of noncollege Black women
- 76% of mothers

Strongly Agree: End Racial Profiling

- **68% of all women**
- 89% of noncollege Latinas
- 86% of mothers of daughters
- 82% of Democrats

Now I am going to read you a list of issues that Congress might take action on this year or next. Please tell me if you agree or disagree that Congress should take action on these issues.

Women across races and age cohorts strongly agree with Congress acting on health and caregiving issues. Black women and Latinas stand out for their intense agreement. Native American women and those 40-49 are more likely to strongly agree with protecting the ACA as well. Women of all ages and races strongly agree with protecting Roe v. Wade.

% Strongly Agree	All Women	Race/Ethnicity					Age					
		Black	Latina	API	Native Amer.	White	Millennials	<30	30-39	40-49	50-64	65+
Protect ACA	67	80	71	62	70	65	68	68	67	75	70	60
Pass PAID FML legislation	65	79	80	68	60	60	70	69	71	74	64	54
Protect Roe v. Wade	63	72	69	63	65	62	66	67	64	64	69	56
Pass leg. for physical/mental health needs	62	72	71	54	55	59	66	62	68	64	63	54

Republican women support action around health care, including protecting the ACA and Roe v. Wade.

Republican Women	
Protect ACA	61% agree, 44% strongly
Pass Paid FML legislation	72% agree, 45% strongly
Protect Roe v. Wade	54% agree, 39% strongly
Pass leg. for physical/ mental health needs	65% agree, 44% strongly

Now I am going to read you a list of issues that Congress might take action on this year or next. Please tell me if you agree or disagree that Congress should take action on these issues.

Democratic women, college-educated Black women, noncollege Latinas, and mothers of daughters are more likely than others to strongly agree that Congress should take action on policies around health care access and family and medical leave.

Strongly Agree: Protect ACA

- **67% of all women**
- 86% of college-educated Black women
- 84% of Democrats
- 81% of mothers of daughters

Strongly Agree: Pass Paid FML

- **65% of all women**
- 79% of Democrats
- 82% of noncollege Latinas
- 70% of women <55

Strongly Agree: Protect Roe v. Wade

- **63% of all women**
- 81% of college-educated Black women
- 81% of Democrats
- 76% of unmarried women w/ partners

Strongly Agree: Physical/Mental Health

- **62% of all women**
- 85% of mothers of daughters
- 78% of noncollege Latinas
- 77% of college-educated Black women
- 75% of Democrats, especially strong Democrats (80%)

Now I am going to read you a list of issues that Congress might take action on this year or next. Please tell me if you agree or disagree that Congress should take action on these issues.

At least three quarters of Latinas support all of the immigration policies surveyed – they want to see Congress act. Asian/Pacific Islanders are also deeply supportive of passing the DREAM Act.

% Strongly Agree	All Women	Race/Ethnicity					Age					
		Black	Latina	API	Native Amer.	White	Millennials	<30	30-39	40-49	50-64	65+
End family separation at border*	58	66	79	58	57	54	66	63	65	66	55	52
Pass DREAM Act*	56	63	79	68	51	51	66	63	66	62	51	47
Pass immigration reform*	55	50	76	58	38	55	60	69	54	56	51	52
End detention of immigrant women/children*	52	59	80	49	40	47	64	66	61	46	50	46

Republican women support action around immigration, but are much more likely to agree with passing comprehensive immigration reforms.

Republican Women	
End family separation at border*	54% agree, 34% strongly
Pass DREAM Act*	56% agree, 32% strongly
Pass immigration reform*	70% agree, 41% strongly
End detention of immigrant women/children*	47% agree, 26% strongly

*Split sampled questions

Now I am going to read you a list of issues that Congress might take action on this year or next. Please tell me if you agree or disagree that Congress should take action on these issues.

Noncollege educated Latinas, Democratic women, younger women, and mothers are more likely than others to strongly agree that Congress should take action on immigration policies.

Strongly Agree: End Family Separation

- **58% of all women**
- 83% of college-educated Black women
- 74% of Democrats
- 71% of college educated
- 67% of mothers
- 67% of Northeast women

Strongly Agree: Pass DREAM Act

- **56% of all women**
- 82% of noncollege Latinas
- 80% college educated API
- 74% of college educated

Strongly Agree: Pass Immigration reform

- **55% of all women**
- 85% of noncollege Latinas
- 69% of women < 30
- 67% of Democrats
- 61% of mothers of sons

Strongly Agree: End detention of immigrants

- **52% of all women**
- 86% of noncollege Latinas
- 72% of Democrats

*Split sampled questions

Now I am going to read you a list of issues that Congress might take action on this year or next. Please tell me if you agree or disagree that Congress should take action on these issues.

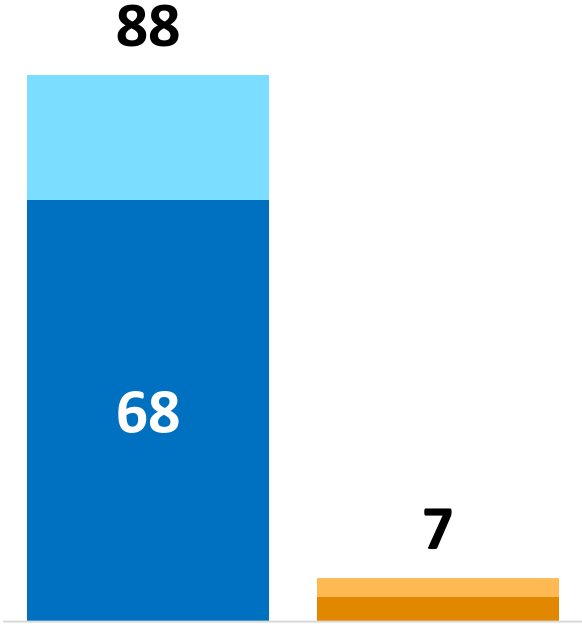


AMERICAN VIEWPOINT

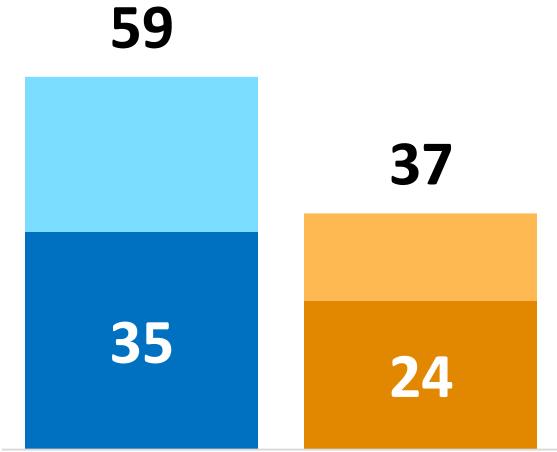
YWCA's Role





A solid majority of women across demographics believe the issues YWCA is working on are *very* relevant for women and girls today. A majority overall believe the work is also relevant on a personal level.

For Women and Girls Today



For You Personally



 Somewhat relevant
 Very relevant
 A little relevant
 Not relevant at all

How relevant do you think the issues YWCA is working on are for [women and girls today/you personally] -- very relevant, somewhat relevant, a little, or not relevant at all.

Women respond with the most favorable feelings toward YWCA when they learn about the domestic violence services, job training and empowerment programs, and early childhood programs provided, as well as the organization's commitment to eliminating racism.

Top areas of YWCA's work:

- YWCA is the largest provider of domestic violence services in the U.S. serving over 500,000 women and children every year with programs ranging from emergency shelters and resources to support groups and crisis hotlines
- Each year over 100,000 women enroll in YWCA job training and empowerment programs to find gainful employment, economic security and opportunity
- YWCA is committed to eliminating racism and empowering women
- YWCA provides early childhood programs to over 200,000 children annually through child care, Head Start and pre-K programs



Washington, DC | Berkeley, CA | New York, NY

LakeResearch.com

202.776.9066

Celinda Lake

clake@lakeresearch.com

Alysia Snell

asnell@lakeresearch.com

Cate Gormley

cgormley@lakeresearch.com

Jesse Kline

jkline@lakeresearch.com

Linda DiVall

divall@amview.com

AMERICAN VIEWPOINT