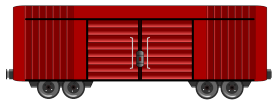


2019 Phosphorus Load Reductions

1,110,453 pounds



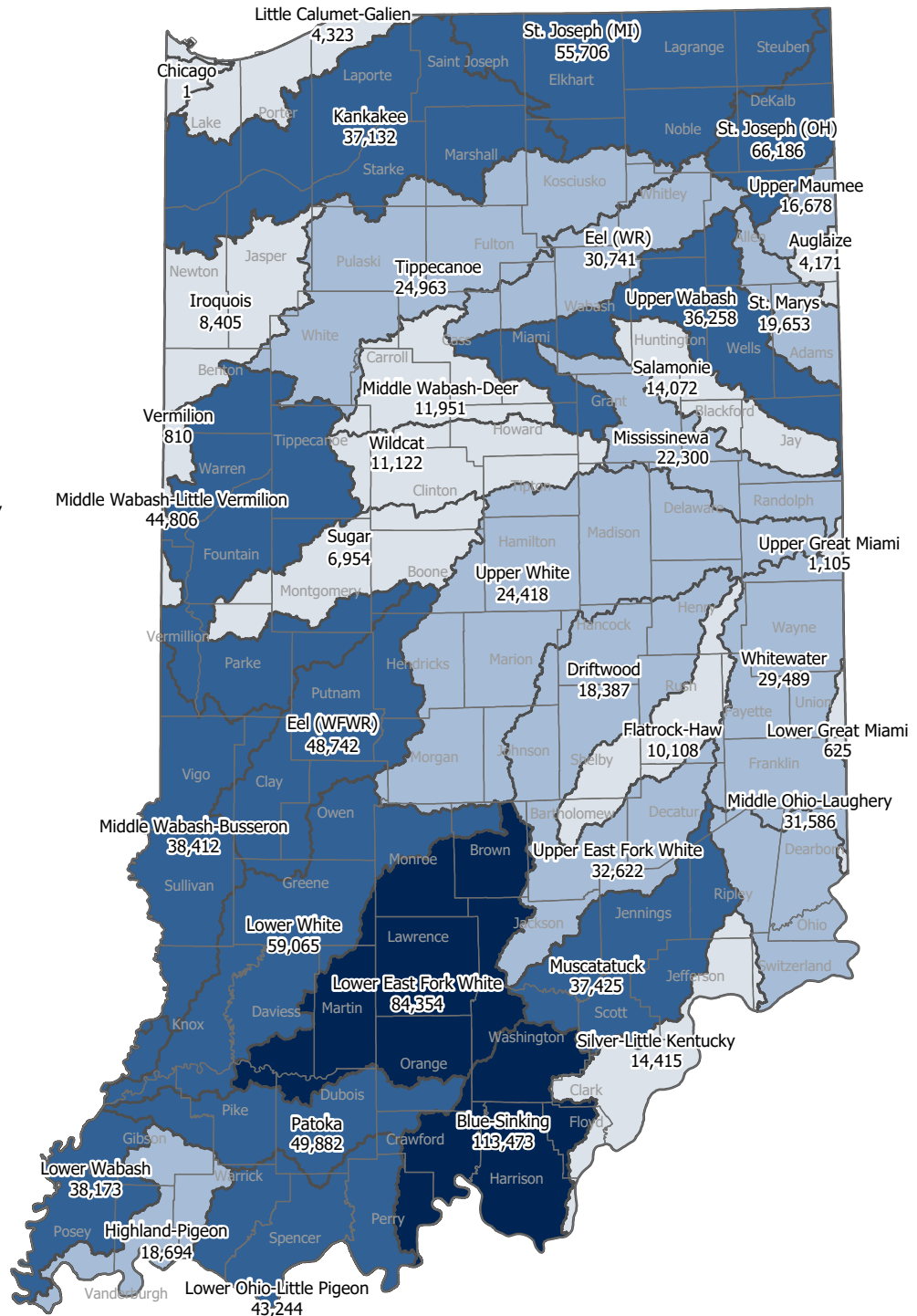
Since 2013, voluntary conservation efforts from Indiana's private landowners, with support from the Indiana Conservation Partnership, have reduced sediment and nutrients from entering Indiana's waterways.



x 5.5

1,110,453 pounds of Phosphorus
That's enough to fill over 5 standard freight cars!

This reduction is enough to prevent over **550,000,000 pounds** of surface algae from growing.



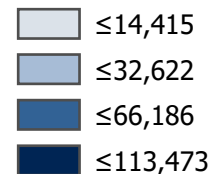
Based on EPA Region 5 Model analyses conducted on 15,910 conservation practices installed by the Indiana Conservation Partnership January 2013 thru December 2019. This effort does not include the many unassisted practices designed and installed solely by a private landowner without ICP assistance.

This map portrays load reductions from conservation practices implemented in the calendar year 2019, and does not account for practices that were installed previously and are actively reducing sediment and nutrient loading.

Reductions in dissolved nutrients, such as dissolved reactive phosphorus (DRP) and nitrate (NO₃), are not accounted for by the Region 5 Model.

To learn more about Indiana's Nutrient Reduction Strategy visit: <http://www.in.gov/isda/2991.htm>
For questions and comments email ISDANutrientReduction@isda.in.gov

Phosphorus (lbs/year) Aggregated by HUC8



Last Updated: 3/17/2020
Trevor Laureys, ISDA