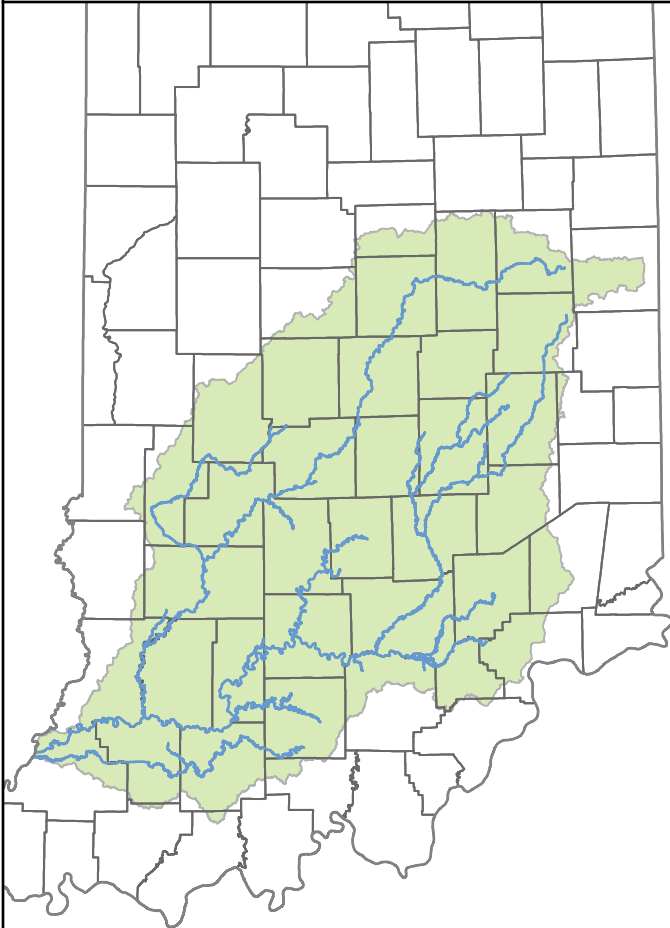


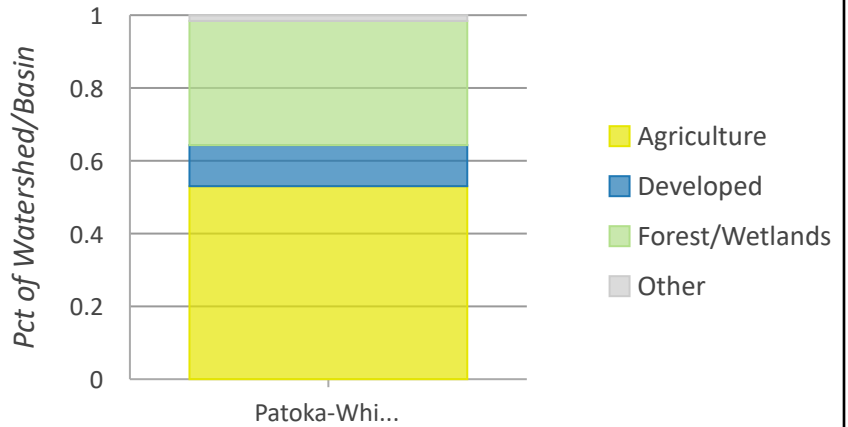
Patoka-White River Basin Nutrient and Sediment Load Reductions

Accomplished By Private Landowners and the Indiana Conservation Partnership



County Boundaries Reservoirs
 Basin/Watershed Streams/Rivers

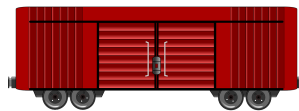
Comparison of Landuse Across Basin



Land use calculated using the 2019 NASS Cropland Data Layer

Sediment Reduced: 1,208,251,885 lbs.

Enough to fill 6041.5 freight cars!



x6041.5

Phosphorus Reduced: 598,040 lbs.

Enough to fill 598 truck beds (8' bed)!



x598

Nitrogen Reduced: 1,198,095 lbs.

Enough to fill 1,198 truck beds (8' bed)!



x1,198

Practices do not include the many unassisted practices designed and installed by private landowners without ICP assistance. Nutrient estimates only consider sediment bound N and P, not dissolved components. Load reductions are calculated using the EPA's Region 5 Load Reduction Model.

Calendar Year	Practices Installed	Active Practices	Sediment Reduction (lbs)	Phosphorus Reduction (lbs)	Nitrogen Reduction (lbs)
2014	2,872	4,018	784,126,790	378,230	757,445
2015	3,393	5,167	1,003,499,355	482,970	968,125
2016	3,169	5,636	893,819,825	431,620	865,335
2017	3,723	7,017	1,110,143,205	535,680	1,073,435
2018	4,325	8,323	1,038,813,540	508,735	1,019,655
2019	4,714	10,113	1,208,251,885	598,040	1,198,095
13-19	25,864		6,737,559,875	3,273,775	6,559,605

The "practices installed" column indicates the number of newly installed best management practices within a given calendar year, while the "active practices" column indicates the number of best management practices that are actively reducing sediment, nitrogen, and phosphorus loading regardless of the year of installation. Load reduction calculations have been rounded to the multiple of 5. The "13-19" row in the table above includes all years of collected data, however calendar year 2013 is not shown due to page limitations.

For more information visit: <http://www.in.gov/isda/2991.htm> or contact ISDANutrientReduction@isda.in.gov
Last updated: 4/1/2020

Data provided by: Indiana State Department of Agriculture, Indiana Department of Natural Resources, Indiana Department of Environmental Management, Indiana Soil and Water Conservation Districts, and the USDA Natural Resource Conservation Service.