


INDIANA AGRICULTURE

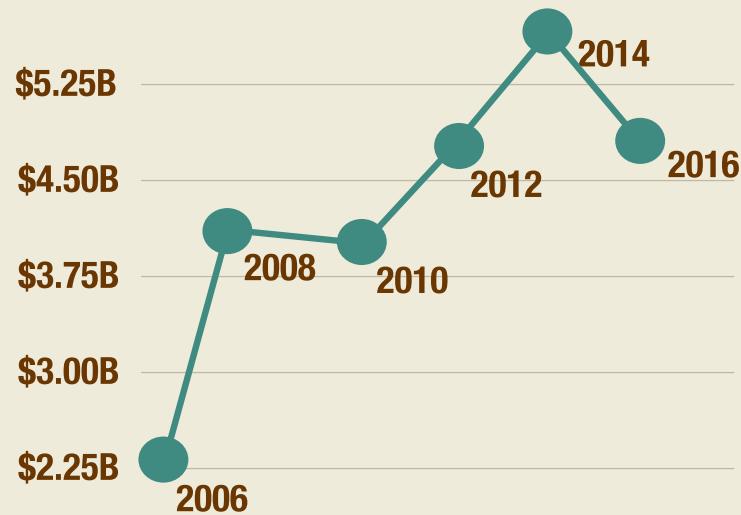


84%

Indiana has roughly 23.3M acres of land, of which, 19.4M are farms and forests.

Agriculture supports more than 107,000 Hoosier jobs.

INDIANA'S AGRICULTURAL EXPORT GROWTH



\$31.2B

Agriculture's total contribution to Indiana's Gross Domestic Product.

\$9.9B

The value of unprocessed agricultural commodities sold.

1

Duck production, wood office furniture and kitchen cabinet manufacturing

2

Popcorn production, ice cream and egg layers inventory

3

Spearmint, tomatoes (all) and eggs produced

4

Soybeans, turkeys raised and peppermint

5

Corn (for grain), watermelon and hog production

NATIONAL RANKINGS




37K

Number of acres of vegetables harvested for sale in Indiana.

402M

Number of pounds of shelled popcorn produced in Indiana in 2017.



Indiana has 206 FFA chapters representing 12,506 members.



\$3.16B

Corn was the leading source of income for Indiana farmers.



97%

Percent of farms in Indiana that are family owned and operated.

56,800

Number of farming operations in Indiana.

259

Average size of an Indiana farm in acres.

14.7M

Number of acres cultivated by Indiana's farming operations.



\$2.84B

Farmers harvested 5.94M acres of soybeans in 2017.



\$1.38B



Total value of production from eggs alone was over \$400M in 2017.

\$1.15B

Indiana has 4.1M hogs and 3,000 hog farmers.



Indiana ranks 11th in the nation in agricultural sales.

13.5B

Economic impact of Indiana's hardwoods industry.

Nearly 1 million acres of cover crops were planted in 2017, which is up 350% since 2011.



\$687M

Indiana has roughly 187K milk cows, which can produce 65 pounds of milk per day.