
INDIANA HIV/STD/VIRAL HEPATITIS
DIVISION
INTEGRATED CLINICAL QUALITY
MANAGEMENT PLAN

October 1, 2020 – September 30, 2021

Table of Contents

Quality Statement.....	3
Mission Statement for Clinical Quality Management.....	3
Purpose of the CQM Program.....	3
2020-2021 CQM Priorities:	4
VIRAL SUPPRESSION AMONG PEOPLE LIVING WITH HIV IN INDIANA (PLWH)	4
Quality Infrastructure	4
Leadership.....	4
Clinical Quality Management Committees	5
Membership.....	5
Responsibilities Of members	6
Meetings	6
Stakeholder Involvement.....	6
Consumer Involvement.....	7
Performance Measures.....	7
Quality Improvement.....	8
Clinical Quality Improvement (CQI) Projects	8
Evaluation	9
Updating the CQM Plan	10
Capacity Building.....	10
Communication and Information Sharing	10

The glossary to accompany this document can be found here:

<https://www.in.gov/isdh/files/CQM%20Plan%20Glossary%20of%20Terms.pdf>.

Quality Statement

Mission Statement for Clinical Quality Management

The mission of the Division of HIV/STD/Viral Hepatitis Clinical Quality Management (CQM) Program is to ensure optimal health outcomes for all Hoosiers by continuously improving the quality of the programs funded by the Division.

Core Values of the CQM Program

- **Diversity:** Create and maintain an inclusive body of qualified and knowledgeable individuals to inform decision making.
- **Integrity:** Maintain honest, trustworthy, and transparent communication with all stakeholders in our efforts to achieve optimal public health outcomes.
- **Innovation:** Encourage innovation to continuously improve our programs and services, engage our workforce, keep pace with community needs, and to utilize scientific data and evidence-based practices to achieve our mission.
- **Collaboration:** Ensure participation of stakeholders at all levels, including the Indiana State Department of Health (ISDH), subrecipients of grant funding, and the communities we serve.
- **Equity:** We place equity at the center of our quality improvement work to ensure all Hoosiers, regardless of individual characteristics historically linked to discrimination or exclusion, have access to social and physical supports needed to promote health from birth through end-of-life.

Purpose of the CQM Program

The CQM Program and CQM Plan coordinates the subrecipient participation in statewide clinical quality improvement (QI) projects by providing a performance measurement reporting system and by creating statewide quality improvement activities. Improvement activities are focused solely on systems and processes, not on individuals or people. The Division Clinical Quality Management Team (CQM Team) is available to subrecipients to facilitate improvement activities and provide any needed coaching or technical assistance.

The Division CQM Program maintains a culture of quality within the Division and among subrecipients through a comprehensive quality management (QM) infrastructure (i.e. QM Plan, dedicated staff, dedicated resources, and stakeholder engagement). Improving processes within Division programs will result in improved health outcomes for not only consumers of Division-funded services and but also for Hoosiers across the state.

2020-2021 CQM Priorities:

VIRAL SUPPRESSION AMONG PEOPLE LIVING WITH HIV IN INDIANA (PLWH)

Increasing the percentage of the HIV Services Program's (HSP) consumers who achieve viral suppression will be the focus of HIV Services for the CQM Program. Statewide and nationally, there has been an emphasis placed on increasing viral suppression, as recent research has shown that an undetectable viral load prevents transmission of the virus. The CQM Program will focus its CQM and Clinical Quality Improvement (CQI) activities for HIV services on increasing viral suppression among consumers within the HSP.

PREVENTION OF NEW HIV AND STD INFECTIONS

The CQM Program will ensure that prevention efforts are guided by the High-Impact Prevention Approach endorsed by the Centers for Disease Control and Prevention (CDC). HIV and STD Prevention CQI activities will focus on promoting overall efficiency and appropriate population targeting in all prevention programs funded by the Division.

STD PREVENTION THROUGH DISEASE INTERVENTION

Provide on-the-ground prevention support aimed at increasing the capacity of organizations housing disease intervention specialists (DIS) funded by the STD program to improve the quality and outcomes of their services.

DATA INFORMED VIRAL HEPATITIS PROGRAMS

The Viral Hepatitis Program will maximize its current resources to streamline and increase data collection that will be used to assess need and implement new policies/programs addressing said needs.

Quality Infrastructure

Leadership

The Indiana State Department of Health (ISDH) is a recipient of the Ryan White HIV/AIDS Program (RWHAP) (Part B grant) and CDC Prevention Funds. ISDH administers these grants through the Division of HIV/STD/Viral Hepatitis.

Within the Division, HSP is responsible for ensuring administration of the RWHAP grant, including development and implementation of the HIV Services CQM Plan. As a Part B recipient, ISDH is required to develop and oversee the statewide planning and quality improvement processes. These efforts aim to identify and address the most significant needs of PLWH and to maximize coordination, integration, and effective linkage across the Ryan White-funded services in Indiana.

With the support of the Division Director, the Quality Team will be responsible for overall leadership of the Division CQM Program.

Job Duties	HIV Continuum Quality Manager (HIV Services)	HIV Continuum Quality Manager (HIV/STD Prevention)
Write and edit CQM Plan		
Collecting HIV Services Program Data		
Collecting HIV/STD Prevention and Viral Hepatitis Surveillance Program data		
Calculating HIV Services performance measure results		
Calculating HIV/STD Prevention and Viral Hepatitis Surveillance performance measure results		
Updating QM work plan (quarterly)		
Prepare report on data findings		
Coordinating the design and implementation of clinical quality improvement (CQI) projects		
Facilitating quality improvement activities		
Engaging funded sites in CQM program activities		
Coordinating QM training for Division staff and subrecipients		
Coordinating the internal CQM Committee		
Coordinating the CQM Committee		
Monitoring progress towards goals/objectives outlined in the Statewide HIV Integrated Plan		
Evaluate subrecipient CQM programs		
Provide technical assistance to subrecipient CQM programs		

*Shaded boxes indicate assigned responsibilities.

Clinical Quality Management Committees

Two committees advise the CQM Program. The purpose of the CQM Committees is to serve as advisors to the CQM Program and to advise on performance measure evaluation and quality improvement activities across the Division’s prevention, services, and surveillance system of care.

MEMBERSHIP

CQM Committee members will be recruited from both internal and external stakeholders. The Internal CQM Committee has representation from each program within the Division. They are appointed to the committee by their program directors. The External CQM Committee is a standing subcommittee derived from the HIV/STD Advisory Council. Members of that committee are representative of the programming funded by The Division

across the state of Indiana. Consumers on the External Committee are chosen to represent each region of the state (Northern, Central, and Southern). Membership will be reviewed annually. There are no term limits on membership.

The Internal and External CQM Committee Member Matrix is located in the appendix.

RESPONSIBILITIES OF MEMBERS

It is expected that Internal Committee members will use their position on the committee to provide feedback and input that has the support of their program director and team. External Committee members will use their position on the committee to provide feedback and input that has the support of the organization they represent.

CQM Committee Responsibilities	Internal Committee	External Committee
Actively participate in meetings, conference calls, and other activities		
Review performance measure results and identify trends		
Advise performance measures and indicators to assess and improve performance		
Review and advise on updates to the CQM Plan annually		
Advise the CQM Plan for the subsequent year		
Advise CQM Program Evaluation		
Participate in CQM and QI trainings		
Advise on internal QI projects for the Division		
Advise on QI project recommendations		
Act as a liaison between program areas and the CQM program		

*Shaded boxes indicate assigned responsibilities.

MEETINGS

The External CQM Committee will meet bi-monthly, in person or virtually. Meetings will be held at ISDH on the mornings before each HIV/STD Advisory Council meeting. Video conferencing and/or conference calls will be scheduled, as needed, between meetings. CQM Committee members should make every effort to attend meetings in-person or virtually.

The Internal CQM Committee will meet in-person or virtually each month.

Stakeholder Involvement

Stakeholders of the Division CQM Program include HSP Subrecipients, HIV Prevention Subrecipients, and STD Prevention Subrecipients. Their roles and responsibilities include:

- Participating in the HIV/STD Advisory Council,
- Contributing to Statewide QI projects,
- Creating and implementing quality management programs,
- And keeping accurate and current data in data systems provided by the Division.

Consumer Involvement

In alignment with the CQM Program's core values of collaboration and transparency, it is essential to gain input from consumers. Consumers will be involved in the CQM Program through the following mechanisms:

- **Consumer Needs Assessment** – Every other year, the Division's CQM Program will conduct a statewide Consumer Needs Assessment. This Consumer Needs Assessment will be available to PLWH in Indiana. The Consumer Needs Assessment will serve as an additional mechanism to solicit ideas/solutions/suggestions for the HIV Services CQM Program.
- **External CQM Committee** – As a way to ensure that consumer voices can be heard and considered when creating survey and need assessment tools, consumers are represented on the External CQM Committee.
- **Consumer Engagement in QI Projects** – Consumers are engaged to guide and inform QI projects via focus groups and participation on QI project planning groups.

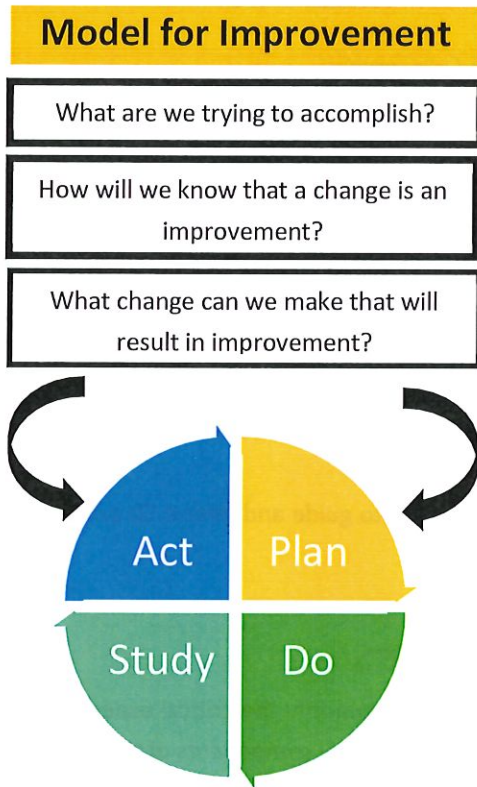
Performance Measures

Performance measurement is a method that will be used to identify and quantify the critical aspects of the programs under the scope of the CQM Program and the Division. Measuring key components of the programs not only creates a valuable source of data regarding the programs' greatest areas of success, but also identifies those areas that require improvement. However, it is equally important for performance measurement programs to identify those areas that will produce the greatest benefit by quality improvement. In an increasingly complex health care environment, a system for routine performance measurement is essential. All measures are prioritized based on relevance, measurability, accuracy, and improvability. All relevant HIV/AIDS Bureau (HAB) measures will be utilized for RWHAP funded categories. Non-RWHAP funded program measures are selected based on the priorities of those programs and their funders. Performance measures are reviewed by the Internal and External CQM Committees. All suggestions and edits are taken under consideration by the CQM Team. The method described in HRSA Policy Clarification Notice 15-02 will be utilized to determine the amount of performance measures analyzed for each service category.

The performance measures and their data sources that have been selected to be monitored by the CQM Program can be found in the appendix.

Quality Improvement

Clinical Quality Improvement (CQI) Projects



CQI Projects and their activities are determined by using the qualitative and quantitative data available to the CQM Program and through stakeholder involvement at multiple levels. The CQM team uses available data to drive priority setting for QI Project aims. The CQM team works with the Internal CQM Committee to generate CQI project ideas through root cause analysis. The External CQM Committee assists in generating change ideas that address previously identified root causes. Overall, the CQM Program will utilize the Model for Improvement (pictured on the left) as the framework to guide its improvement work.

Quality Improvement Project: Community Health Improvement Initiative

People ages 16 to 24 accounted for 19% of the 549 new HIV diagnoses in 2019. When 2019 new HIV diagnoses among people aged 16 to 24 are broken down by risk factor, men who have sex with men (MSM) account for 50.5% of the cases. In

the state of Indiana, only 52% of PLWH aged 16 to 24 have achieved a suppressed HIV viral load. For comparison, PLWH aged 25 and older have a viral load suppression rate of 62%. In 2019, 35,985 people were diagnosed with chlamydia in Indiana. Of those chlamydia diagnoses, 70% were in people under the age of 25 years old. There were 12,069 gonorrhea diagnoses in 2019, and 47% of them were in people under the age of 25.

The Community Health Improvement Initiative: Adolescents (CHII: Adolescents) is a 13-month initiative that brings together HIV/STD treatment and prevention organizations, as well as other community-based organizations that serve adolescents, in an effort to reduce HIV disparities experienced by adolescents. Learning will take place in the form of teaching conducted by subject matter experts, engaging activities planned by the learning initiative faculty to reinforce learning, and assistance with planning the implementation of applying best practices identified during the initiative. The overall goals of CHII: Adolescents are detailed below.

Goal #1: Improve Health Equity- The CQM Program seeks to reduce HIV related disparities and health inequities. The CQM Program will work with subrecipients serving the largest number of high-risk adolescent populations to cultivate environments of quality with focus on increasing viral suppression and decreasing new HIV infections.

Goal #2: Targeted HIV and STD Testing- In recent years, the CDC has placed an emphasis on high-impact prevention, which stresses the value of efficient and effective programs that target populations and regions with the highest need. The CQM Program will work to ensure that subrecipients have access to local data and use that data to target populations at the highest risk for HIV, Hepatitis C, and STDs in their geographical regions.

Subrecipient Quality Improvement Projects

Beginning September 30th 2020, subrecipients are required to submit quarterly QI project reports to the ISDH CQM Team utilizing the QI Project Report Form found in the resource section here: <https://www.in.gov/isdh/27830.htm>. The 2020-2021 reporting schedule can be found in the table below.

Quarter	Report Due Date
1	December 31, 2020
2	March 31, 2021
3	June 30, 2021
4	September 30, 2021

Evaluation

The following types of evaluation will be used to review the CQM Program:

- Target Center Part B Organizational Assessment Tool (<https://www.in.gov/isdh/files/Organizational%20Assessment%20tool%20Part%20B.pdf>) – This will be completed annually in October by the CQM Team.
 - The CQM will use the pre-OA evaluation checklist in July, prior to drafting the next year’s CQM plan.
- CQM Team self-assessment – This will include evaluation of the work plan to assess the efficacy of the CQM program. This will be completed quarterly by the CQM Team.

CQI projects will be evaluated by the CQM Team, and both CQM Committees to assess the effectiveness and success of the project.

Updating the CQM Plan

Annually in August, the CQM Team will review the CQM Plan and make any needed revisions. The CQM Team will then create a draft of the CQM Plan for the following year. The draft will be presented to the Internal and External CQM Committees for their review and suggestions. Then the ISDH Quality Management Team will make final edits based on the advisement from the CQM Committees. Following final revisions, the plan will be sent to the Division Director for final signature of support.

Capacity Building

The Quality Management Team will provide technical assistance and trainings on CQM and seek to build a culture of quality internally at ISDH and at all funded care sites. It is essential to engage subrecipients as part of the CQM process.

Technical assistance visits are conducted on a yearly basis (or upon request) with all subrecipients. At those visits, subrecipients are provided binders with performance and health outcome data, as well as CQM resources. Subrecipients are also provided with information about how their CQM program will be evaluated by ISDH. The content of these binders can also be found online at <https://www.in.gov/isdh/27830.htm>.


Communication and Information Sharing


The CQM Program recognizes the importance of communicating feedback about all performance measures. The CQM Program will offer a variety of media types to be utilized for information sharing including but not limited to reports and infographics. Reports for statewide performance measures will be dispersed to all funded subrecipients quarterly and will include all data points captured for the previous quarter. Pertinent resources and materials will also be shared on the Division's website <https://www.in.gov/isdh/27830.htm>.

Reports

Data reports will be provided transparently and directly to subrecipients on a bi-yearly basis and may contain any of the performance measures listed in the appendix. The data should be used for the purposes of sharing best practices with other organizations and identifying opportunities for improvement around the state.

The HIV/STD/Viral Hepatitis CQM plan has been approved by the CQM team and HIV/STD/Viral Hepatitis Division leadership. The plan is effective from 10/01/2020 until 09/30/2021.


Jeremy Turner
HIV/STD/Viral Hepatitis Division Director


Larry Strubling
HIV/STD/Viral Hepatitis Deputy Division Director


Jasmine Black
HIV Continuum Quality Manager


Dexter Etter
HIV/STD Prevention Quality Manager

Appendix

Performance Measures

Service Category	Performance Measure	Operational Definition	Disparity Evaluation	Measurement Period, Reporting Frequency, and Target	Data Source
Overall Statewide	HIV Viral Load Suppression	<p>Description: Percentage of patients, regardless of age, with a diagnosis of HIV with a HIV viral load less than 200 copies/ml at last HIV viral load test during the measurement year.</p> <p>Numerator: Number of patients in the denominator with a HIV viral load less than 200 copies/ml at last HIV viral load test during the measurement year</p> <p>Denominator: The number of patients, regardless of age, with a diagnosis of HIV with at least one medical visit in the measurement year.</p> <p>Exclusions: Patients diagnosed with HIV during the measurement year and patients who died during the measurement year.</p>	<ul style="list-style-type: none"> • Race/Ethnicity: <ul style="list-style-type: none"> ○ White ○ African American/Black ○ Hispanic • Risk Factor: <ul style="list-style-type: none"> ○ MSM <ul style="list-style-type: none"> ○ AA ○ White ○ Hispanic ○ IDU • Gender: <ul style="list-style-type: none"> ○ Women ○ Transgender <ul style="list-style-type: none"> ○ MTF ○ FTM • Age: <ul style="list-style-type: none"> ○ 13-24 ○ 25-34 ○ 35-44 ○ 45-54 ○ 55-64 ○ 65+ • Diagnosed with HIV outside of the US 	<p>Measurement Period: 12 months</p> <p>Reporting Frequency: Quarterly</p> <p>Target: 65%</p> <p>Baseline: 60%</p>	eHARS

	Linked to Care	<p>Description: The percentage of newly diagnosed PLWHA that are linked to HIV medical care within 90 days of initial HIV diagnosis in the measurement year.</p> <p>Numerator: Number of newly diagnosed PLWHA who are linked to medical care within 90 days in the measurement year.</p> <p>Denominator: Total number of newly diagnosed PLWHA diagnosed in the measurement year.</p> <p>Exclusions: PLWHA diagnosed within the past 90 days. PLWHA who have passed away before being linked to medical care.</p>	<ul style="list-style-type: none"> • HIV diagnosis vs. AIDS diagnosis • Race/Ethnicity: <ul style="list-style-type: none"> ○ White ○ African American/Black ○ Hispanic 	<p>Measurement Period: 12 Months</p> <p>Reporting Frequency: Quarterly</p> <p>Target: 68%</p> <p>Baseline: 66%</p>	eHARS
Non-medical Case Management	HIV Viral Load Suppression	<p>Description: Percentage of patients, regardless of age, with a diagnosis of HIV with a HIV viral load less than 200 copies/ml at last HIV viral load test during the measurement year.</p> <p>Numerator: Number of patients in the denominator with a HIV viral load less than 200 copies/ml at last HIV viral load test during the measurement year</p> <p>Denominator: The number of patients, regardless of age, with a diagnosis of HIV who had at least one non-medical case management visit in the measurement year</p> <p>Exclusions: Patients diagnosed with HIV during the measurement year and patients who died during the measurement year.</p>	<ul style="list-style-type: none"> • Race/Ethnicity: <ul style="list-style-type: none"> ○ White ○ African American/Black ○ Hispanic • Risk Factor: <ul style="list-style-type: none"> ○ MSM <ul style="list-style-type: none"> ○ AA ○ White ○ Hispanic ○ IDU • Gender: <ul style="list-style-type: none"> ○ Women ○ Transgender <ul style="list-style-type: none"> ○ MTF ○ FTM 	<p>Measurement Period: 12 months</p> <p>Reporting Frequency: Yearly</p> <p>Target:</p> <p>Baseline: 83.6%</p>	CAREWare & eHARS

			<ul style="list-style-type: none"> • Age: <ul style="list-style-type: none"> ○ 13-24 ○ 25-34 ○ 35-44 ○ 45-54 ○ 55-64 ○ 65+ 		
	Retention in care (NMCM)	<p>Description: Percentage of consumers who received non-medical case management and are retained in care during the measurement year.</p> <p>Numerator: The number of consumers in the denominator who are retained* in non-medical case management services.</p> <p>Denominator: Number of patients who had at least one non-medical case-management visit in the measurement year.</p> <p>Exclusions: Consumers who are closed out in CAREWare by their non-medical case management site during the measurement year.</p> <p>*retained in care meaning the consumer received at least 2 non-medical case management visits during the measurement year</p>	<ul style="list-style-type: none"> • Age: <ul style="list-style-type: none"> ○ 13-24 ○ 25-34 ○ 35-44 ○ 45-54 ○ 55-64 ○ 65+ 	<p>Measurement Period: 12 months</p> <p>Reporting Frequency: Yearly</p> <p>Target:</p> <p>Baseline: 92.3%</p>	CAREWare
ADAP	Application Determination	<p>Description: Percent of ADAP applications approved or denied for new* ADAP enrollment within 14 days (two weeks) of ADAP receiving a complete application in the measurement year.</p>		<p>Measurement Period:</p> <p>Reporting Frequency: Yearly</p>	ACAPS

		<p>Numerator: Number of applicants that were approved or denied for new ADAP enrollment within 14 days of ADAP receiving a complete application in the measurement year.</p> <p>Denominator: The total number of complete ADAP applications for new ADAP enrollment received in the measurement year.</p> <p>Exclusions: 1. ADAP applications for new ADAP enrollment that were incomplete or incorrectly filled out. 2. Complete ADAP applications for new ADAP enrollment received by ADAP within the last 14 days of the measurement year.</p> <p>*new ADAP enrollment refers to individuals who applied to ADAP for the first time ever.</p>		<p>Target: 92% (National Target)</p> <p>Baseline: 73%</p>	
	Eligibility Recertification	<p>Description: Percentage of ADAP enrollees who are reviewed for continued ADAP eligibility two or more times in the measurement year.</p> <p>Numerator: Number of ADAP enrollees who are reviewed for continued ADAP eligibility at least two or more time which are at least 150 days apart in the measurement year.</p> <p>Denominator: Number of consumers enrolled in ADAP in the measurement year.</p> <p>Exclusion: 1. Consumer approved for new ADAP enrollment in the measurement year. 2. Consumers terminated from ADAP in the first 180 days of the measurement year.</p>		<p>Measurement Period:</p> <p>Reporting Frequency: Yearly</p> <p>Target: 92%</p> <p>Baseline: 56%</p>	ACAPS
Health Insurance Premium and	HIV Viral Load Suppression	<p>Description: Percentage of patients, regardless of age, with a diagnosis of HIV with a HIV viral load less than 200 copies/ml at last HIV viral load test during the measurement year.</p>		<p>Measurement Period: 12 months</p>	eHARS & ACAPS

Cost Sharing Assistance		<p>Numerator: Number of patients in the denominator with a HIV viral load less than 200 copies/ml at last HIV viral load test during the measurement year</p> <p>Denominator: The number of patients, regardless of age, with a diagnosis of HIV, who was received health insurance premium and cost sharing assistance during the measurement year</p> <p>Exclusions: Patients diagnosed with HIV during the measurement year, patients who died during the measurement year, and patients pulled from ACAPS with no matching profile in eHARS.</p>		<p>Reporting Frequency: Yearly</p> <p>Target:</p> <p>Baseline: 89.8%</p>	
Food Bank	HIV Viral Load Suppression	<p>Description: Percentage of patients, regardless of age, with a diagnosis of HIV with a HIV viral load less than 200 copies/ml at last HIV viral load test during the measurement year.</p> <p>Numerator: Number of patients in the denominator with a HIV viral load less than 200 copies/ml at last HIV viral load test during the measurement year</p> <p>Denominator: The number of patients, regardless of age, with a diagnosis of HIV who had at least one food bank service in the measurement year</p>		<p>Measurement Period: 12 months</p> <p>Reporting Frequency: Yearly</p> <p>Target:</p> <p>Baseline: 83.5%</p>	CAREWare & eHARS

		Exclusions: Patients diagnosed with HIV during the measurement year and patients who died during the measurement year.			
Medical Nutrition Therapy	HIV Viral Load Suppression (MNT)	<p>Description: Percentage of patients, regardless of age, with a diagnosis of HIV with a HIV viral load less than 200 copies/ml at last HIV viral load test during the measurement year.</p> <p>Numerator: Number of patients in the denominator with a HIV viral load less than 200 copies/ml at last HIV viral load test during the measurement year</p> <p>Denominator: The number of patients, regardless of age, with a diagnosis of HIV who received at least one medical nutritional therapy service unit in the measurement year.</p>		<p>Measurement Period: 12 months</p> <p>Reporting Frequency: Yearly</p> <p>Target: 86.4%</p> <p>Baseline:</p>	CAREWare
HIV Prevention	HIV Testing in High-Risk Groups	<p>Description: The percentage of ISDH-funded test events performed on high-risk individuals (at least one of the following risk factors/groups: IDU, MSM, AA women, Hispanic women, youth ages 15-29, transgender individuals) during the measurement year.</p> <p>Numerator: The number of ISDH-funded test events performed on high-risk individuals (at least one of the following risk factors/groups: IDU, MSM, AA women, Hispanic women, youth ages 15-29, transgender individuals) during the measurement year.</p>	<ul style="list-style-type: none"> • By subrecipient 	<p>Measurement Period: 12 months</p> <p>Reporting Frequency: quarterly</p> <p>Target:</p> <p>Baseline: 68%</p>	Evaluation Web

		Denominator: The number of ISDH-funded HIV tests performed during the measurement year.			
	Positivity Rate	<p>Description: The percentage of ISDH-funded HIV tests with a final result of reactive.</p> <p>Numerator: The number of ISDH-funded HIV tests with a final result of reactive.</p> <p>Denominator: The number of ISDH-funded HIV tests performed within the measurement period.</p> <p>Exclusions: Tests conducted at: Methodist Hospital (Lake county) and Eskenazi Hospital. Out of 28,752 tests completed in the baseline measure, 6906 were conducted at one of the excluded sites listed above.</p>	<ul style="list-style-type: none"> • By Subrecipient 	<p>Measurement Period: 12 months</p> <p>Reporting Frequency: quarterly</p> <p>Statewide Target:</p> <p>Statewide Baseline: .47%</p>	Evaluation Web
STD Prevention	DIS Partner Index	<p>Description: The average number of partners initiated per case in the measurement period.</p> <p>Numerator: The number of partner investigations initiated in the measurement period by jurisdiction.</p> <p>Denominator: The number of OP cases interviewed in the measurement period by jurisdiction.</p>	<ul style="list-style-type: none"> • By district <ul style="list-style-type: none"> ○ Stratified by disease 	<p>Measurement Period: Quarterly</p> <p>Reporting Frequency: Biannually</p> <p>State Baseline: Gonorrhea= 0.39 Primary & Secondary (P&S) Syphilis= 1.12</p> <p>State Target: Gonorrhea ≥ 0.5 P&S Syphilis ≥ 1.25</p>	NBS (PA01 Case Management Report (Closed Date) - STD)

	Percent of Gonorrhea Cases with CDC-Recommended Treatment	<p>Description: Of all gonorrhea cases, the proportion that are treated with the current recommended dual therapy of Ceftriaxone and Azithromycin</p> <p>Numerator: Number of confirmed cases that were treated with 250mg of Ceftriaxone + 1g Azithromycin</p> <p>Denominator: All confirmed cases of gonorrhea in a given timeframe for a given area</p>	<ul style="list-style-type: none"> By district <ul style="list-style-type: none"> Stratified by disease 	<p>Measurement Period: Quarterly</p> <p>Reporting Frequency: Biannually</p> <p>State Baseline: 50%</p> <p>State Target: 80%</p>	NBS
Viral Hepatitis	Acute Hepatitis Surveillance Investigation Completion	<p>Description: Percent of acute investigations with completed top 4* risk factor information</p> <p>Numerator: Number of cases with completed top 4 risk factor information</p> <p>Denominator: Total number of acute Hepatitis B and Hepatitis C cases</p> <p>*Hepatitis C top 4 risk factors: contact with a person infected, injection drug use, street drug use, history of incarceration</p>		<p>Measurement Period: 12 months</p> <p>Reporting Frequency: Quarterly</p> <p>Target: 90%</p> <p>Baseline: 83%</p>	NBS
Harm Reduction	New SSP Clients	<p>Description – Unduplicated number of new individuals accessing each of the (9) syringe service programs in Indiana</p>	<ul style="list-style-type: none"> By SSP program 	<p>Measurement Period: 12 months</p> <p>Reporting Frequency: Quarterly</p>	IDOH Harm Reduction Program SSP Database

		<p>Numerator – Number of new participants engaging with each of the (9) syringe service programs in Indiana.</p> <p>Denominator – The total number of participants engaging each of the (9) syringe service programs in Indiana.</p> <p>Exclusions – None at present. Once a baseline has been established SSPs located in very small or rural communities that may have reached saturation will be assessed.</p>		<p>Target: N/A</p> <p>Baseline: TBD</p>	
--	--	--	--	---	--

Detailed Work Plan

Action Item	Description	Responsible Party	Timeframe	Comments/Updates
Calculate performance measure results for the Inclusive CQM Program	Performance measure results will be calculated from data extracted from the HIV D.I.V.E-in, CAREWare, Evaluation Web, and NBS. A list of performance measures can be found in the appendix. **Other data sources will be used as necessary	HIV Continuum Quality Manager (HIV Services) & HIV Continuum Quality Manager (HIV/STD Prevention)	Quarterly	
Prepare and distribute Data Feedback Reports to HSP and HIV/STD Prevention Subrecipients	Data Feedback Reports will be compiled and distributed to each HSP and HIV/STD subrecipients. Performance measures and additional data to be included in the report can be found within the CQM Plan.	HIV Continuum Quality Manager (HIV Services) & HIV Continuum Quality Manager (HIV/STD Prevention)	Bi-yearly	
Schedule Internal CQM Committee Meetings	Internal CQM Committee meetings will occur once per quarter	HIV Continuum Quality Manager (HIV Services) & HIV Prevention/STD Quality Manager	Monthly	
Prepare Internal CQM Committee meeting agendas	Topics of discussion for each Internal CQM committee meeting will be determined along with identifying, collecting, and/or preparing data or documents.	HIV Continuum Quality Manager (HIV Services) & HIV Continuum Quality Manager (HIV/STD Prevention)	Monthly	

Prepare Internal CQM Committee meeting minutes	Record notes during Internal CQM Committee meetings, format notes and distribute meeting minutes.	Internal CQM Committee Scribe	Monthly	
Schedule External CQM Committee Meetings	External CQM Committee meetings will occur once per quarter	HIV Continuum Quality Manager (HIV Services) & HIV Continuum Quality Manager (HIV/STD Prevention)	Bi-monthly	
Prepare External CQM Committee meeting agendas	Topics of discussion for each External CQM committee meeting will be determined along with identifying, collecting, and/or preparing data or documents.	HIV Continuum Quality Manager (HIV Services) & HIV Continuum Quality Manager (HIV/STD Prevention)	Bi-monthly	
Prepare External CQM Committee meeting minutes	Record notes during CQM Committee meetings, format notes and distribute meeting minutes.	External CQM Committee Scribe	Monthly	
Review performance measure results	Analyze performance measure results for the CQM Program.	HIV Continuum Quality Manager (HIV Services) & HIV Continuum Quality Manager (HIV/STD Prevention)	As Available	
Develop CQI projects	Design CQI projects from performance measure results.	HIV Continuum Quality Manager (HIV Services) & HIV Continuum Quality Manager (HIV/STD Prevention) and Internal CQM Committee	Ongoing – As Needed	

Implement CQI projects	Work with subrecipients to implements CQI projects.	HIV Continuum Quality Manager (HIV Services) & HIV Continuum Quality Manager (HIV/STD Prevention)	Ongoing – As Needed	
Evaluate CQI projects	Assess the success of CQI projects.	HIV Continuum Quality Manager (HIV Services) & HIV Continuum Quality Manager (HIV/STD Prevention)	Ongoing – As Needed	
Provide quarterly trainings to subrecipients.	Develop and deploy trainings for subrecipients on data, CQI and building a culture of quality.	HIV Continuum Quality Manager (HIV Services) & HIV Continuum Quality Manager (HIV/STD Prevention)	Ongoing – as needed	
Identify priority populations	Assist subrecipients in selecting a priority population to focus their viral suppression efforts, if applicable.	HIV Continuum Quality Manager (HIV Services) & HIV Continuum Quality Manager (HIV/STD Prevention)	October/November 2019 – ongoing	
Identify target testing populations	Assist subrecipients in selecting priority populations to focus their testing efforts, if applicable	HIV Continuum Quality Manager (HIV Services) & HIV Continuum Quality Manager (HIV/STD Prevention)	Oct/Nov 2019 – ongoing	
Review CQI reports submitted by subrecipients	Review CQI activity report at subrecipient sites undertaken during the year	HIV Continuum Quality Manager (HIV Services) & HIV Continuum Quality Manager (HIV/STD Prevention)	Quarterly	

Conduct site/TA visits	Review and evaluate CQM programs and their activities at subrecipient sites, provide technical assistance and resources necessary at each site.	HIV Continuum Quality Manager (HIV Services) & HIV Continuum Quality Manager (HIV/STD Prevention)	Yearly Oct/Nov	
------------------------	---	---	-------------------	--

CQM Committee Matrices

External CQM Committee Member Matrix	Internal CQM Committee Member Matrix
HIV Continuum Quality Manager (HIV Services)	HIV Continuum Quality Manager (HIV Services)
HIV Continuum Quality Manager (HIV/STD Prevention)	HIV Continuum Quality Manager (HIV/STD Prevention)
Consumer(s) with HIV <ul style="list-style-type: none"> a. North b. Central c. South 	HIV Consumer Services Coordinator
Representative from Part B Subrecipient <ul style="list-style-type: none"> a. North b. Central c. South 	HIV Surveillance staff
Prevention Subrecipients (2)	Epidemiology Informatics Integration Specialist
DIS (1)	HIV Prevention staff
Representative from the Midwest AIDS Training and Education Center Indiana (1)	Viral Hepatitis Prevention Manager
Marion County Part A and Part C representative (2)	Viral Hepatitis Epidemiologist
	SURRG Epidemiology Coordinator
	STD Specialist