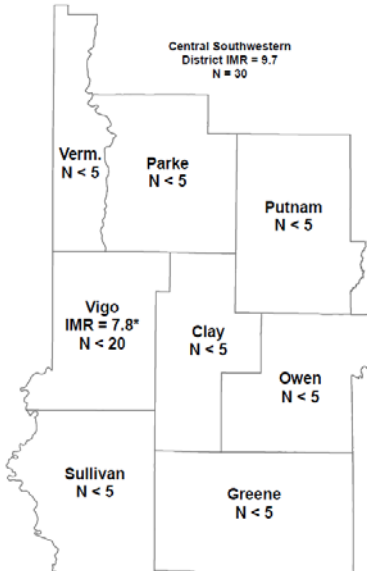


INFANT MORTALITY

Central Southwestern Hospital Region 2016

For more information on infant mortality in your area, please see the Indiana State Department of Health Mortality Report, Tables 2 and 8 (<http://www.in.gov/isdh/reports/mortality/2016/index.html>)

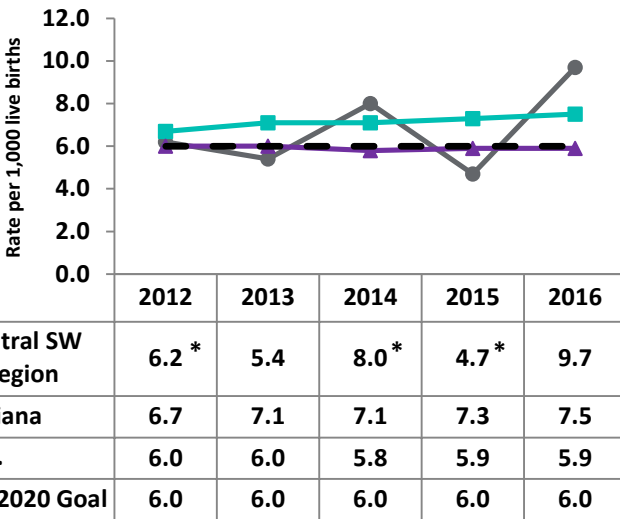


* Numerator less than 20, the rate is unstable. We do not recommend comparing unstable rates. Note: Rates have been suppressed if numerator is less than 5, including zero.

INFANT MORTALITY FACTS

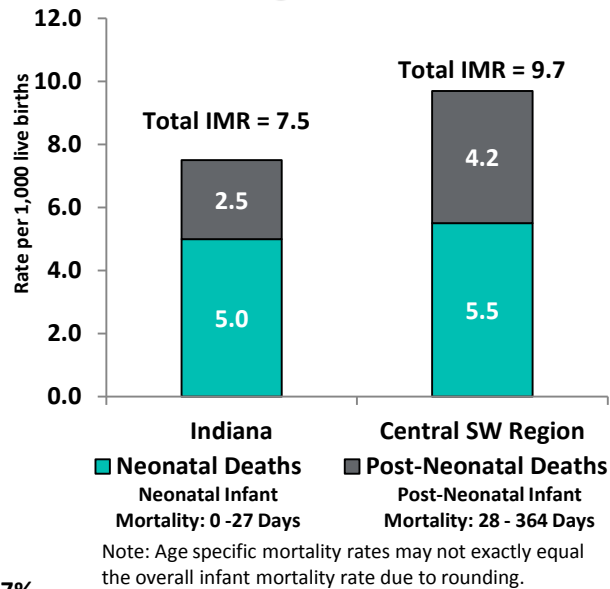
- Infant mortality is defined as the death of a baby before his or her first birthday
- The infant mortality rate (IMR) is the number of babies who die in the first year of life, per 1,000 live births
- Of the 623 Indiana infant deaths in 2016, 30 occurred in the Central S.W. Hospital Region
- Black infants are 2.3 times more likely to die than white infants in Indiana

Infant Mortality Rates 2012 - 2016



*Numerator less than 20, rate unstable.

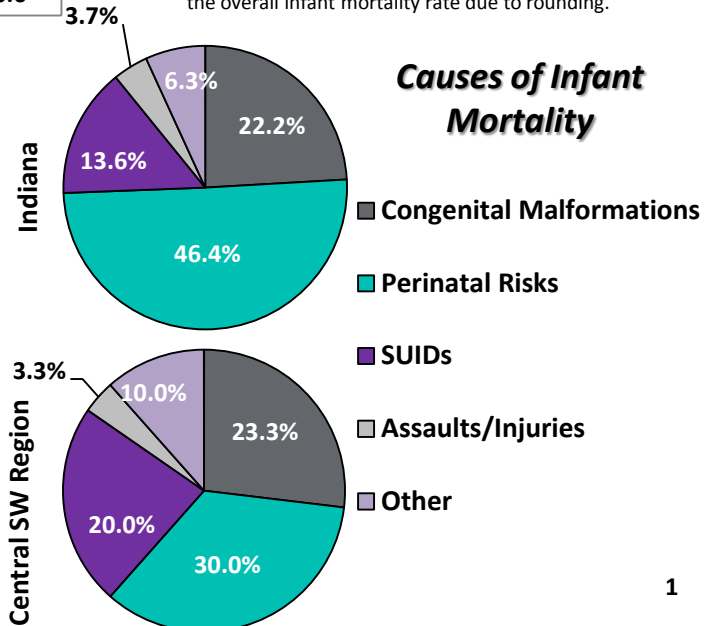
Infant Mortality Rates by Age at Death



PRACTICES TO REDUCE INFANT MORTALITY

- Improve overall health for women of child-bearing age
- Promote early & adequate prenatal care
- Decrease early elective deliveries before 39 weeks
- Decrease prenatal smoking & substance abuse
- Increase breastfeeding duration & exclusivity
- Support birth spacing & interconception wellness
- Promote the ABC's of safe sleep: place baby to sleep alone, on his or her back, in a crib

Causes of Infant Mortality



BIRTH OUTCOME INDICATORS

Central Southwestern Hospital Region 2016

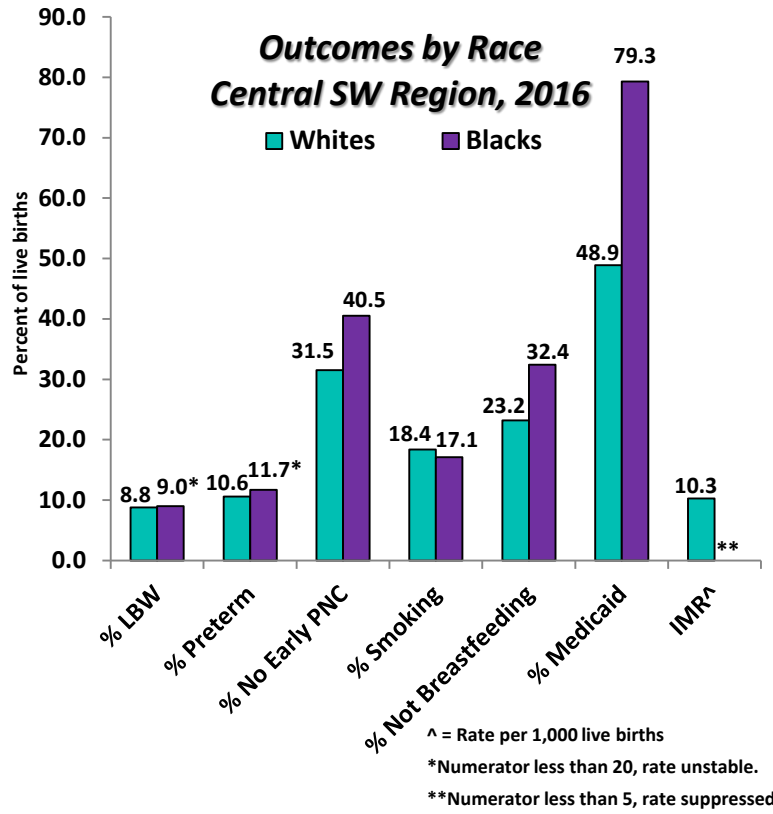
For more information on birth outcomes in your area, please see the Indiana State Department of Health Natality Report, Table 32 (<http://www.in.gov/isdh/reports/natality/2015/index.html>)

INDIANA QUICK FACTS

- Smoking rates among pregnant women continue to be higher than the national rate
- Almost 1/3 of pregnant women do not receive early PNC
- Black women in Indiana are more likely to have a LBW or preterm baby & not get early PNC
- White women in Indiana are more likely to smoke during pregnancy

CENTRAL S.W. REGION QUICK FACTS

- There were 3,085 births in the Central SW Region
- Slightly higher percentage of low birthweight births when compared to Indiana
- Lower percentage of women receiving PNC in the first trimester
- Higher percentage of women smoking during pregnancy
- Lower percentage of women breastfeeding at hospital discharge
- Higher percentage of women insured by Medicaid



LBW = Low Birthweight PNC = Prenatal Care IMR = Infant Mortality Rate

	% LBW (<2,500 G)	% PRETERM (<37 WKS GESTATION)	% NO EARLY PNC (1 ST TRIMESTER)	% SMOKING	% NOT BREASTFEEDING	% MOTHER ON MEDICAID
CLAY	11.2	12.5	36.2	16.7	19.1	58.3
GREENE	11.0	11.0	24.5	21.8 ^S	21.2	43.3
OWEN	9.4	13.2	30.2	27.4 ^S	17.0	43.4
PARKE	5.3*	7.2*	44.9 ^S	13.0	18.8	37.2
PUTNAM	9.2	11.0	22.1 ^S	20.3 ^S	25.1	43.3
SULLIVAN	4.5*	8.5*	32.7	16.1	25.1	45.7
VERMILLION	10.3*	10.3*	29.7	18.7 ^S	20.6	54.8
VIGO	8.3	10.3	34.3	16.3	25.5 ^S	55.5 ^S
CENTRAL SW REGION	8.7	10.6	32.0	18.1	23.2	50.0
INDIANA	8.2	10.0	30.7	13.5	19.1	41.7

* = Unstable rate due to fewer than 20 birth outcomes.

S = Significantly different from state.