

PLAYGROUND

-RELATED INJURIES TREATED IN THE EMERGENCY DEPARTMENT

218,851

playground-related injuries are treated in an emergency department each year

O'Brien, 2009
Data: CPSC, NEISS

15

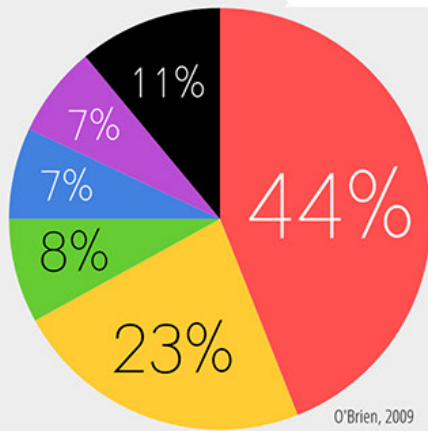
children die every year from playground-related injuries

AAP, 2006



Playground-related injuries by hazard, 2001-2008

Falls are the most common cause of injury



O'Brien, 2009

- Fall (from, into, or onto the equipment)
- Equipment-related (including breakage, tip over, poor design, or assembly)
- Incidental (hazards around but not related to the equipment)
- Collision (with other children or the equipment)
- Entrapment
- Other



The odds of being injured from a playground fall on an



are less than half than on a

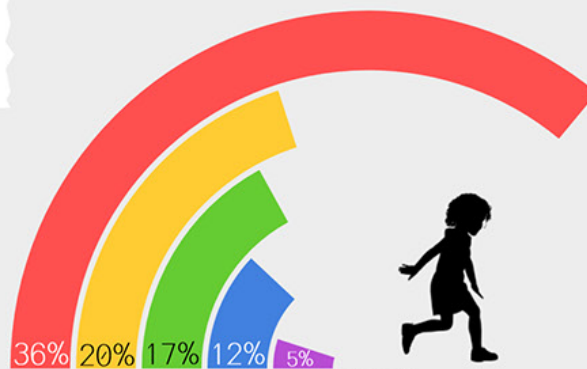


Chalmers, 1996

Playground-related injuries by diagnosis: Top 5, 2001-2008

Fractures are the most common type of injury

- Fractures
- Contusions and abrasions
- Lacerations
- Strains and sprains
- Internal organ injuries

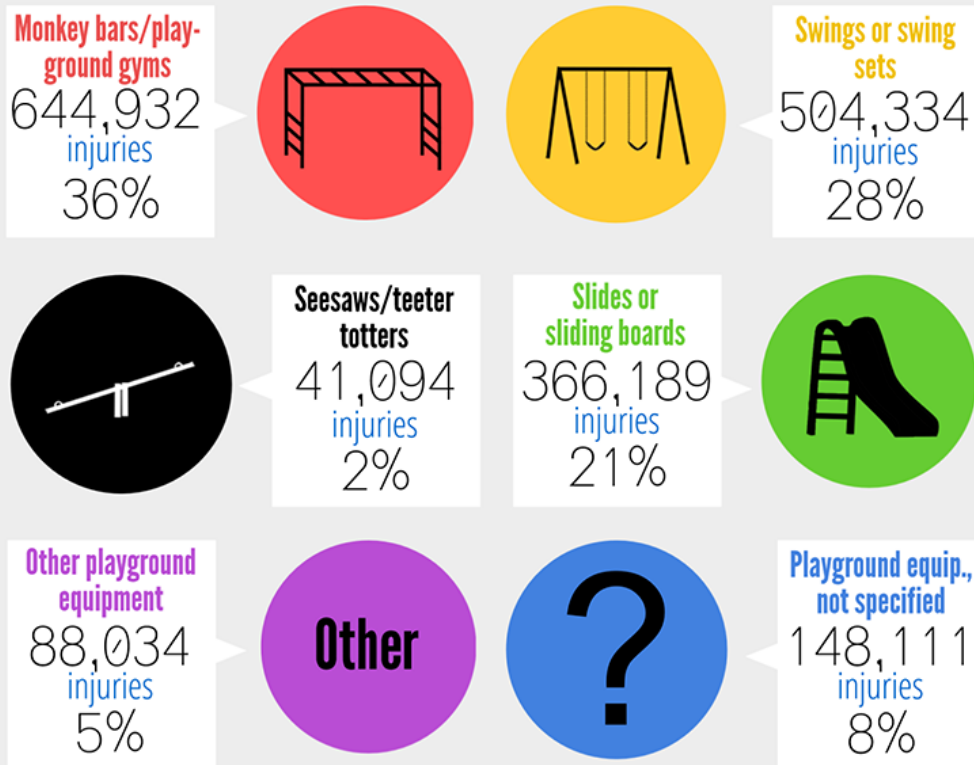


O'Brien, 2009



Playground-related injuries by equipment, 2001-2008

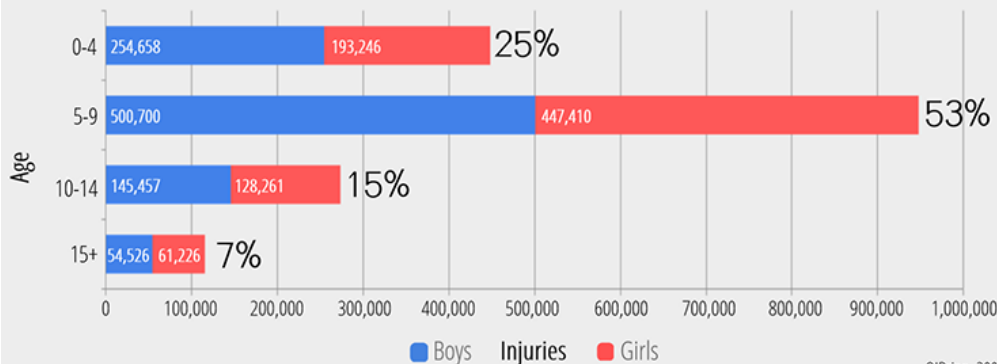
Monkey bars/playground gyms are the equipment most likely to cause injury



O'Brien, 2009

Playground injuries by age and sex, 2001-2008 (estimated)

Children ages 5-9 are the most likely to be injured



O'Brien, 2009

For detailed sources: ChildrensSafetyNetwork.org/publications/playground-infographic
www.ChildrensSafetyNetwork.org

Playground-Related Injuries Treated in the Emergency Department

218,851 playground-related injuries are treated in an emergency department each year (O'Brien, 2009)

15 children die every year from playground-related injuries (American Academy of Pediatrics, 2006)

Playground-related injuries by hazard, 2001-1008

Falls were the most common cause of injury (O'Brien, 2009)

Hazard	Percent
Fall (from, into, or onto the equipment)	44%
Equipment-related (including breakage, tip over, poor design, or assembly)	23%
Incidental (hazards around but not related to the equipment)	8%
Collision (with other children or the equipment)	7%
Entrapment	7%
Other	11%

The odds of being injured from a playground fall on an impact absorbing surface (bark chips, sand, rubber matting/tiles) are less than half than on a non-impact absorbing surface (grass, asphalt, concrete) (Chalmers et al., 1996)

Playground-related injuries by diagnosis: Top 5, 2001-1008

Fractures were the most common type of injury (O'Brien, 2009)

Diagnosis	Percent
Fractures	36%
Contusions and abrasions	20%
Lacerations	17%
Strains and sprains	12%
Internal organ injuries	5%

Playground-related injuries by equipment, 2001-1008

Monkey bars/playground gyms are the equipment most likely to cause injury (O'Brien, 2009)

Equipment type	Total injuries	Percent
Monkey bars or playground gyms	644932	36%
Swings or swing sets	504334	28%
Slides or sliding boards	366189	21%
Playground equipment, not specified	148111	8%
Other playground equipment	88034	5%
Seesaws or teeter totters	41094	2%

Playground-related injuries by age and sex, 2001-1008

Children ages 5-9 are the most likely to be injured (O'Brien, 2009)

Age	Male (total injuries)	Female (total injuries)	Total percent
0-4	254658	193246	25%
5-9	500700	447410	53%
10-11	145457	128261	15%
15+	54526	61226	7%

For more information about playground safety, visit:

[Playground Safety resources](#) from CPSC

[Caring for Our Children: National Health and Safety Performance Standards Guidelines for Early Care and Education Programs, 3rd Edition](#) from the National Resource Center for Health and Safety in Child Care and Early Education (NRC)

[The National Program for Playground Safety](#) from the University of Northern Iowa

Sources

American Academy of Pediatrics. (2006). Playground Safety. *Patient Education Online*. Retrieved from <http://patiented.aap.org/content2.aspx?aid=5689&refURL=>

Chalmers, D. J., Marshall, S. W., Langley, J. D., Evans, M. J., Brunton, C. R., Kelly, a M., & Pickering, a F. (1996). Height and surfacing as risk factors for injury in falls from playground equipment: a case-control study. *Injury prevention : journal of the International Society for Child and Adolescent Injury Prevention*, 2(2), 98–104. Retrieved from <http://www.pubmedcentral.nih.gov/articlerender.fcgi?artid=1067669&tool=pmcentrez&rendertype=abstract>

O'Brien, C. W. (2009). *Injuries and Investigated Deaths Associated with Playground Equipment, 2001-2008* (Vol. 280, p. 24). Bethesda, MD. doi:10.1111/febs.12425. Retrieved from: <http://www.cpsc.gov/PageFiles/108596/playground.pdf>