

2015

ISTCC Orientation



Division of Trauma and Injury
Prevention
Indiana State Department of Health
5/4/2015

Contents

1 Indiana State Trauma Care Committee (ISTCC)	3
1.1 Indiana’s Trauma System	3
1.2 Executive Order	3
1.3 ISTCC Structure.....	4
1.4 ISTCC Meeting Information.....	5
1.5 ISTCC Subcommittees	6
2 State Leadership.....	9
2.1 State Government Leadership	9
2.2 Division of Trauma and Injury Prevention Staff	9
2.3 Division of Trauma and Injury Prevention Mission & Vision.....	10
2.4 Current State of Indiana’s Trauma System	10
3 Trauma Facts.....	11
3.1 U.S. Trauma Facts.....	11
3.2 Indiana Trauma Facts	12
4 Trauma Lessons.....	12
4.1 Trauma Lessons Learned.....	12
5 Injury Prevention.....	13
5.1 What is Injury?	13
5.2 Cause of Injury Categories ⁸	13
5.3 Injury Intent	14
5.4 Injury Death Rates.....	16
5.5 Injury Pyramid	16
5.6 Injuries in the United States.....	17
5.7 Injuries in Indiana.....	18
5.8 Haddon’s 10 Basic Strategies for Injury Prevention ¹⁰	19
6 Indiana’s Journey to a Trauma System	20
6.1 Our Timeline.....	20
6.2 CDC Field Triage Decision Scheme ¹¹	22
6.3 Triage and Transport Rule.....	23
6.4 “In the ACS Verification Process” Trauma Centers	23
6.5 Trauma Registry Rule	25
6.6 Undertriage / Overtriage	25

6.7 Trauma Center Access in Indiana	26
7 Trauma Care System Components.....	27
7.1 Trauma in Indiana Today – Agency Responsibilities	27
7.2 Indiana’s Trauma System Rules	27
7.3 Trauma System Components	27
7.4 Verified vs. Designated Trauma Centers.....	28
8 Pre-Hospital Data	30
8.1 Importance of Pre-Hospital Data	30
8.2 ISDH EMS Registry Website	30
8.3 Pre-Hospital Data Reports.....	Error! Bookmark not defined.
9 Indiana Trauma Registry	31
9.1 Scope of Indiana’s Trauma Registry	31
9.2 National Trauma Data Standard Patient Inclusion/Exclusion Criteria	31
9.3 ISDH Trauma Registry Website	32
9.4 Trauma Registry Data.....	32
9.5 Trauma Registry Reports.....	33
9.6 Importance of Trauma Registry Data.....	34
9.7 Factors Influencing Data Quality.....	34
9.8 Data Usages.....	35
9.9 Linking Data to Evaluate Patient Care.....	36
10 Rehabilitation Data	37
10.1 Rehabilitation Data	37
11 Trauma Centers.....	38
11.1 Trauma Centers in Indiana	38
11.2 American College of Surgeons (ACS) Requirements for Verified Trauma Centers	39
11.3 Trauma Center Access in Indiana.....	40
12 The Future of Indiana’s Trauma System	41
12.1 Goals of the Trauma System	41
References	42

1 Indiana State Trauma Care Committee (ISTCC)

1.1 Indiana's Trauma System

A trauma system is an organized approach to treating patients with acute injuries. We need to evaluate the **entire** trauma system to get a better understanding of the continuum of trauma patient care in Indiana.



1.2 Executive Order

The Indiana State Trauma Care Committee is established through Executive Order. Governor Daniels originally created the committee in 2009 and Governor Pence re-issued the Executive Order in 2013. The Committee serves as an advisory group for the Governor and State Health Commissioner regarding the development and implementation of a comprehensive statewide trauma system.

1.3 ISTCC Structure

Every committee member is appointed by the governor and fulfills the roles listed in the Executive Order.

Executive Order Role:	Role/Representing	Member	Representing
a. The State Health Commissioner or the Commissioner's designee.	Chair	Jerome M. Adams, MD, MPH	ISDH
b. The Executive Director of the Department of Homeland Security or the Executive Director's designee.	Vice Chair	David Kane	IDHS
c. One physician licensed under IC 25-22.5 from each hospital in Indiana that has an accredited level I or level II trauma center.	Level I Trauma Center Physician	Gerardo Gomez, MD	Eskenazi Health
	Level I Trauma Center Physician	R. Lawrence Reed, MD, FACS, FCCM	IU Health – Methodist Hospital
	Level I Trauma Center Physician	Thomas M. Rouse, MD	IU Health – Riley Hospital for Children
	Level II Trauma Center Physician	Lewis E. Jacobson, MD, FACS	St. Vincent Indianapolis Hospital
	Level II Trauma Center Physician	Stephen Lanzarotti, MD	St. Mary's Hospital
	Level II Trauma Center Physician	Donald Reed, MD, FACS	Lutheran Hospital
	Level II Trauma Center Physician	Scott Thomas, MD	Memorial Hospital of South Bend
	Level II Trauma Center Physician	W. Matthew Vassy, MD	Deaconess Hospital
	Level II Trauma Center Physician	Mitchell Farber, MD	Parkview Regional Medical Center
One emergency medicine physician licensed under IC 22-22.5 recommended by the Indiana Chapter of the American College of Emergency Physicians.	Emergency Medicine Physician	Chris Hartman, MD	St. Francis Hospital and Health Centers
One emergency medical services provider.	Emergency Medical Services Provider	Ryan E. Williams, RN, BSN, EMT-P	Reid Memorial Hospital
One individual	Fire Rescue Services	Tim Smith, Fire Chief	Vincennes Township

representing fire rescue services appointed by the Governor.	Representative		Fire Department
Two nurses licensed under IC 25-23 who are employed as trauma care coordinators appointed by the Governor.	Nurse	Meredith J. Addison, RN, MSN, CEN	Terre Haute Regional Hospital
	Nurse	Lisa Hollister, RN	Parkview Regional Medical Center
Two physicians licensed under IC 22-22.5 affiliated with a hospital that is 1) Is not accredited as a level I or level II trauma care center; and 2) Is located in either a rural area or Gary; recommended by the Indiana State Medical Association	Physician – Rural	David J. Welsh, MD	General Surgeon
	Physician – Gary	Michael A. McGee, MD	Methodist Hospital of Gary
A representative from the Indiana Hospital Association who is not from Marion County.	IHA Representative	Spencer Grover	Indiana Hospital Association
	Ex-Officio	Tony Murray	Professional Fire Fighters’ Union of Indiana

1.4 ISTCC Meeting Information

The ISTCC meets on a quarterly basis at the Indiana State Department of Health located at 2 North Meridian Street in Indianapolis. The ISTCC provides a broad range of guidance. Meeting topics have included:

- Trauma system updates.
 - Subcommittee updates.
- Trauma registry data reports.
- Trauma system rules and regulations.

- Review of “in the process of ACS verification” trauma center status applications and one year review documents.
- Updates/information from Office of EMS and prehospital care by the Indiana Department of Homeland Security.
- Updates/information from the Indiana Disaster Management and Emergency Preparedness division at ISDH.
- Regional trauma system development information.
- Injury prevention updates/information from the Injury Prevention Advisory Council.
- Statewide trauma tour events.
- Trauma education opportunities.

1.5 ISTCC Subcommittees

The ISTCC has several subcommittees that meet on a regular basis. As the development of the statewide trauma system evolves, so will the subcommittees.

Designation Subcommittee

The ISTCC designation subcommittee was established in 2012. They advise the ISDH on all matters regarding state designation. They helped the EMS Commission create the guidelines for the “in the process of ACS verification” trauma center status, review applications and 1 year review documents, and make recommendations to the ISTCC. The ISTCC designation subcommittee will also help draft the state’s trauma center designation rule.

ISTCC Designation Subcommittee Members	
ISTCC members	
Gerardo Gomez, <i>Chair</i>	Smith Level I Shock Trauma Center at Eskenazi Health
Lewis E. Jacobson	St. Vincent Indianapolis Hospital
R. Lawrence Reed	IU Health – Methodist Hospital
Spencer Grover	Indiana Hospital Association
Lisa Hollister	Parkview Regional Medical Center
Subcommittee participants	
Terri Joy	Smith Level I Shock Trauma Center at Eskenazi Health
Wendy St. John	Smith Level I Shock Trauma Center at Eskenazi Health
Melissa Hockaday	IU Health – Methodist Hospital
Amanda Elikofer	Deaconess Hospital
Jennifer Mullen	Methodist Hospitals, Northlake Campus
Jennifer Konger	Parkview Regional Medical Center
Judi Holsinger	St. Vincent Indianapolis Hospital
Emily Fitz	Indiana American College of Emergency Physicians
Matthew Sutter	Indiana American College of Emergency Physicians
Kevin Loeb	Indiana American College of Emergency Physicians
ISDH Staff	
Art Logsdon	Assistant Commissioner, Health & Human Services Commission
Katie Hokanson	Director, Trauma and Injury Prevention
Ramzi Nimry	Trauma System Performance Improvement Manager

Performance Improvement Subcommittee

The performance improvement subcommittee was established January 2013. They identify areas of opportunity in the statewide trauma system utilizing aggregate data from the Indiana Trauma Registry to track and trend results of their efforts in improving the overall system.

ISTCC Performance Improvement Subcommittee Members	
ISTCC members	
R. Lawrence Reed, <i>Chair</i>	IU Health – Methodist Hospital
Spencer Grover	Indiana Hospital Association
Lisa Hollister	Parkview Regional Medical Center
Meredith Addison	Terre Haute Regional Hospital
Subcommittee participants	
Adam Weddle	Community Health Network, Community North
Amanda Elikofer	Deaconess Hospital
Amanda Rardon	IU Health – Arnett Hospital
Amy Deel	Elkhart General Hospital
Annette Chard	Lutheran Hospital
Bekah Dillon	IU Health – Ball Memorial Hospital
Carrie Malone	Terre Haute Regional Hospital
Chris Wagoner	St. Vincent Indianapolis Hospital
Christine Claborn	Franciscan Alliance St. Francis Hospital - Indianapolis
Chuck Stein	Eskenazi Health
Cindy Twitty	IU Health – Methodist Hospital
Dawn Daniels	IU Health – Riley Hospital for Children
Emily Dever	IU Health – Riley Hospital for Children
Jennifer Mullen	Methodist Hospitals, Northlake Campus
Jeremey Malloch	Community Health Network, Community North
Jodi Hackworth	IU Health – Riley Hospital for Children
Kelly Mills	Union Hospital
Kristi Croddy	Community Health Network, Community East
Lana Seibert	St. Mary’s Hospital of Evansville
Latasha Taylor	Methodist Hospitals, Northlake Campus
Lesley Lopossa	IU Health - Bloomington Hospital
Lindsey Williams	IU Health - Bloomington Hospital
Lynne Bunch	IU Health – Ball Memorial Hospital
Mary Schober	Community Health Network, Community East & South
Melissa Hockaday	IU Health – Methodist Hospital
Michele Jolly	Deaconess Hospital
Paula Kresca	Memorial Hospital of South Bend
Regina Nuseibeh	Franciscan St. Elizabeth – East Hospital
Roxann Kondrat	Community Health Network, Community South
Sean Kennedy	Community Health Network, Community East
Tammy Robinson	Terre Haute Regional Hospital
Tracy Spitzer	IU Health – Methodist Hospital
Wendy St. John	Smith Level I Shock Trauma Center at Eskenazi Health
ISDH Staff	
Katie Hokanson	Director, Trauma and Injury Prevention

Ramzi Nimry	Trauma System Performance Improvement Manager
Camry Hess	Database Analyst

Trauma System Planning Subcommittee

The trauma system planning subcommittee was established the summer of 2014. They assist the ISDH Division of Trauma and Injury Prevention in identifying priorities and establishing deadlines for trauma system development initiatives.

ISTCC Trauma System Planning Subcommittee Members	
ISTCC members	
Scott Thomas, <i>Co-Chair</i>	Memorial Hospital of South Bend
W. Matthew Vassy, <i>Co-Chair</i>	Deaconess Hospital
David Welsh	St. Margaret Mary Hospital
Spencer Grover	Indiana Hospital Association
Ryan Williams	Reid Hospital
Lisa Hollister	Parkview Regional Medical Center
Subcommittee participants	
Annette Chard	Lutheran Hospital
Carrie Malone	Terre Haute Regional Hospital
Jennifer Mullen	Methodist Hospitals, Northlake Campus
Jennifer Konger	Parkview Regional Medical Center
Lisa Gray	St. Mary's Hospital of Evansville
Judi Holsinger	St. Vincent Indianapolis Hospital
ISDH Staff	
Art Logsdon	Assistant Commissioner, Health & Human Services Commission
Katie Hokanson	Director, Trauma and Injury Prevention
Jessica Skiba	Injury Prevention Epidemiologist
Ramzi Nimry	Trauma System Performance Improvement Manager
Murray Lawry	EMS Registry Manager / INVDRS Coroner Records Coordinator
Camry Hess	Database Analyst

2 State Leadership

2.1 State Government Leadership

- Governor
 - Mike Pence
- State Health Commissioner
 - Jerome M. Adams, MD, MPH
- Deputy Commissioner
 - Jennifer Walthall, MD, MPH
- Chief of Staff
 - Eric Miller
- Assistant Commissioner, Health & Human Services Commission
 - Arthur L. Logsdon, JD

2.2 Division of Trauma and Injury Prevention Staff

Katie Hokanson, Director, Trauma and Injury Prevention Division

Katie graduated from Purdue University with a Bachelor of Science degree in industrial engineering and a minor in management. She worked at Frito-Lay as a front line supervisor for a year and a half prior to joining ISDH in 2012. She started in the Division of Trauma and Injury Prevention as the Trauma Registry Manager and served in that role for two and a half years before moving into her current role as division director.

Contact information: khokanson@isdh.in.gov, 317-234-2865

Jessica Skiba, Injury Prevention Epidemiologist

Jessica graduated from Purdue University with a Bachelor of Science degree in Cellular, Molecular, and Developmental Biology and from the University of Michigan School of Public Health with a Master's degree in Epidemiology and a Certificate in Public Health Genetics. She worked at the UMSPH Center for Public Health and Community Genomics, St. Joseph Community Health Foundation, and the McMillen Center for Health Education prior to joining ISDH in 2013.

Contact information: jskiba@isdh.in.gov, 317-233-7716

Murray Lawry, EMS Registry Manager / INVDRS Coroner Records Coordinator

Murray graduated from Ball State University with a Bachelor of Science degree in Political Science and a Master's in Public Administration. He is also a certified EMT. Murray has been with the Indiana State Department of Health for over 40 years. He transferred to the Trauma Program from the ISDH Hospital Preparedness Program in 2014, where he was responsible for the hospitals in Preparedness Planning Districts 1,2,3,4 and 6.

Contact information: mlawry@isdh.in.gov, 317-233-7695

Ramzi Nimry, Performance Improvement Coordinator

Ramzi graduated from Indiana University (Indianapolis) with a Bachelor of Arts in Communication Studies and a minor in Psychology. He spent three years with the Family and Social Services

Administration, Division of Mental Health and Addiction, and two years with Regenstrief Institute, IU Center for Aging Research, prior to joining ISDH in 2014.

Contact information: rnimry@isdh.in.gov, 317-234-7321

Camry Hess, Data Analyst

Camry graduated from Goshen College with a Bachelor of Science degree in Biochemistry and Environmental Science and from the Richard M. Fairbanks School of Public Health with a Master's degree in biostatistics. She worked at the Center for Health Policy at IUPUI prior to joining ISDH in 2014.

Contact information: chess1@isdh.in.gov, 317-234-3265

Rachel Kenny, INVDRS Epidemiologist

Rachel graduated from Syracuse University with a Bachelor of Arts in Anthropology and Forensic Science. She is currently working towards a Master's Degree in Epidemiology at the IU Richard M. Fairbanks School of Public Health. She worked at the University of Indianapolis prior to joining ISDH in 2015.

Contact information: rkenney@isdh.in.gov, 317-233-8197

John O'Boyle, INVDRS Law Enforcement Records Coordinator

John graduated from Indiana University with a Bachelor of Science degree in Public and Environmental Affairs and a minor in Criminal Justice. He worked at the Bureau of Alcohol, Tobacco, Firearms and Explosives (ATF) as a special for nearly 25 years prior to joining ISDH in 2015.

Contact Information: joboyle@isdh.in.gov, 317-233-7987.

2.3 Division of Trauma and Injury Prevention Mission & Vision

Mission

To develop, implement and provide oversight of a statewide comprehensive trauma care system that:

- Prevents injuries.
- Saves lives.
- Improves the care and outcomes of trauma patients.

Vision

Prevent injuries in Indiana.

2.4 Current State of Indiana's Trauma System

Indiana does not have an integrated statewide trauma system—we are one of only 6 states without one. Indiana has components of a system:

- Emergency medical services (EMS) providers.
- Trauma centers.
- A trauma registry (repository of data on patients who receive hospital care for certain types of injuries).
- Rehabilitation facilities.

3 Trauma Facts

3.1 U.S. Trauma Facts

- Injury is the number 1 killer of Americans between the ages of 1-44.

10 Leading Causes of Death by Age Group, United States – 2012

Rank	Age Groups										Total
	<1	1-4	5-9	10-14	15-24	25-34	35-44	45-54	55-64	65+	
1	Congenital Anomalies 4,939	Unintentional Injury 1,353	Unintentional Injury 743	Unintentional Injury 807	Unintentional Injury 11,908	Unintentional Injury 15,851	Unintentional Injury 15,034	Malignant Neoplasms 48,028	Malignant Neoplasms 113,130	Heart Disease 477,840	Heart Disease 599,711
2	Short Gestation 4,202	Congenital Anomalies 501	Malignant Neoplasms 440	Malignant Neoplasms 472	Suicide 4,872	Suicide 6,216	Malignant Neoplasms 11,337	Heart Disease 35,265	Heart Disease 71,228	Malignant Neoplasms 403,497	Malignant Neoplasms 582,623
3	SIDS 1,679	Malignant Neoplasms 392	Congenital Anomalies 167	Suicide 306	Homicide 4,614	Homicide 4,342	Heart Disease 10,489	Unintentional Injury 20,394	Unintentional Injury 15,822	Chronic Low. Respiratory Disease 122,375	Chronic Low. Respiratory Disease 143,489
4	Maternal Pregnancy Comp. 1,507	Homicide 339	Homicide 138	Homicide 173	Malignant Neoplasms 1,574	Malignant Neoplasms 3,674	Suicide 6,758	Liver Disease 8,877	Chronic Low. Respiratory Disease 15,212	Cerebro-vascular 109,127	Cerebro-vascular 128,546
5	Unintentional Injury 1,169	Heart Disease 154	Heart Disease 67	Congenital Anomalies 160	Heart Disease 956	Heart Disease 3,231	Homicide 2,705	Suicide 8,862	Diabetes Mellitus 12,553	Alzheimer's Disease 82,690	Unintentional Injury 127,792
6	Placenta Cord. Membranes 1,018	Influenza & Pneumonia 93	Chronic Low. Respiratory Disease 63	Heart Disease 108	Congenital Anomalies 423	HIV 652	Liver Disease 2,469	Diabetes Mellitus 5,747	Liver Disease 11,230	Diabetes Mellitus 52,881	Alzheimer's Disease 83,637
7	Bacterial Sepsis 566	Septicemia 62	Benign Neoplasms 47	Chronic Low Respiratory Disease 56	Diabetes Mellitus 196	Diabetes Mellitus 646	Diabetes Mellitus 1,867	Cerebro-vascular 5,654	Cerebro-vascular 11,070	Unintentional Injury 44,698	Diabetes Mellitus 73,932
8	Respiratory Distress 504	Cerebro-vascular 56	Influenza & Pneumonia 44	Cerebro-vascular 51	Cerebro-vascular 183	Liver Disease 597	Cerebro-vascular 1,730	Chronic Low. Respiratory Disease 4,533	Suicide 6,929	Influenza & Pneumonia 43,355	Influenza & Pneumonia 50,636
9	Circulatory System Disease 492	Benign Neoplasms 55	Cerebro-vascular 34	Influenza & Pneumonia 41	Complicated Pregnancy 169	Cerebro-vascular 535	HIV 1,345	HIV 2,582	Septicemia 4,982	Nephritis 37,740	Nephritis 45,622
10	Neonatal Hemorrhage 422	Chronic Low Respiratory Disease 51	Septicemia 26	Benign Neoplasms 40	Influenza & Pneumonia 147	Congenital Anomalies 401	Septicemia 757	Septicemia 2,340	Nephritis 4,765	Septicemia 27,022	Suicide 40,600

Data Source: National Vital Statistics System, National Center for Health Statistics, CDC.
Produced by: National Center for Injury Prevention and Control, CDC using WISQARS™.



- For every trauma death in the United States:
 - Approximately 10 people are hospitalized and transferred to specialized medical care.
 - 178 people are treated and released from hospital emergency departments.¹
- Problems posed by injury are most acute in our rural areas:
 - 60% of all trauma deaths occur in areas of the United States where only 25% of the population lives.²

3.2 Indiana Trauma Facts

- Injury is the number 1 killer of Hoosiers between the ages of 1-44.
- A traumatic injury is a severe injury or injuries requiring rapid evaluation and transport to specific hospitals with trauma care capabilities – “worst of the worst”.
- More than 4,409 died from injuries in Indiana in 2013.³
 - Fifth leading cause of death overall.
 - Contributed to nearly 7% of all deaths in Indiana.
- Nearly 32,000 Hoosiers are hospitalized every year from injuries.⁴
- About 11 people per day died from injuries in Indiana during the years 2009-2013.

4 Trauma Lessons

4.1 Trauma Lessons Learned

Trauma injuries require rapid evaluation by skilled personnel and immediate transportation to a qualified care center. Trauma centers are unique in capabilities and are NOT the community “emergency rooms.” When trauma patients are transported, by ground or air, to trauma centers the preventable death rate DROPS by up to 25% and there are significant reductions of chronic disabilities and overall community care costs⁵. Oregon’s trauma system, for example has reduced mortality by more than 25%, reduced morbidity by more than 40%, and reduced health care costs⁶. Another study showed that the costs of trauma in states with trauma systems dropped 9%⁶.

Early trauma care was learned through war. Thousands more were saved in World War II versus World War I, because field doctors learned:

- The importance of close coordination.
- The importance of rapid stabilization and transport of severe trauma patients.
- The importance of “intense care” centers.

Lessons learned during the Vietnam War:

- “Golden hour” from injury to care is crucial.
 - The hour immediately following injury.
 - The most reliable predictor of trauma survival.
- Field and hospital coordination and integration are vital.
- Airlift medical services were introduced.

5 Injury Prevention

5.1 What is Injury?

Injuries are NOT accidents! An accident is an unexpected occurrence, happening by chance. An injury is a definable, correctable event, with specific risks for occurrence. Injuries affect all regardless of age, race, or economic status.

In 2011 in the United States, injuries, including all causes of unintentional and violence-related injuries combined, accounted for 51.3% of all deaths among persons ages 1-44 years of age – this is more deaths than non-communicable diseases and infectious diseases combined⁷.



5.2 Cause of Injury Categories⁸

- Cut/Pierce
- Drowning/Submersion*
- Fall
- Fire/Burn
 - Fire/Flame
 - Hot object/substance
- Firearm
- Machinery
- Motor Vehicle Traffic

- Pedal Cyclist, Other
- Pedestrian, Other
- Transport, Other
- Natural/Environmental
 - Bites and Stings
- Overexertion
- Poisoning*
- Struck By, against
- Suffocation*

*Not considered a traumatic injury

5.3 Injury Intent

- Unintentional: Not inflicted by deliberate means.
 - Motor vehicle collision, fall, cut

10 Leading Causes of Injury Deaths by Age Group Highlighting Unintentional Injury Deaths, United States - 2013

Rank	Age Groups										Total
	<1	1-4	5-9	10-14	15-24	25-34	35-44	45-54	55-64	65+	
1	Unintentional Suffocation 979	Unintentional Drowning 393	Unintentional MV Traffic 342	Unintentional MV Traffic 414	Unintentional MV Traffic 6,510	Unintentional Poisoning 8,251	Unintentional Poisoning 8,374	Unintentional Poisoning 10,651	Unintentional Poisoning 6,388	Unintentional Fall 25,464	Unintentional Poisoning 38,851
2	Homicide Unspecified 139	Unintentional MV Traffic 327	Unintentional Drowning 116	Suicide Suffocation 231	Homicide Firearm 3,704	Unintentional MV Traffic 5,776	Unintentional MV Traffic 4,448	Unintentional MV Traffic 5,082	Unintentional MV Traffic 4,502	Unintentional MV Traffic 6,333	Unintentional MV Traffic 33,804
3	Homicide Other Spec., classifiable 74	Unintentional Suffocation 161	Unintentional Fire/Burn 87	Suicide Firearm 137	Unintentional Poisoning 3,293	Homicide Firearm 3,372	Suicide Firearm 2,948	Suicide Firearm 4,057	Suicide Firearm 3,809	Suicide Firearm 5,113	Unintentional Fall 30,208
4	Unintentional MV Traffic 66	Homicide Unspecified 153	Homicide Firearm 48	Homicide Firearm 94	Suicide Firearm 2,210	Suicide Firearm 2,897	Suicide Suffocation 1,868	Suicide Suffocation 2,007	Unintentional Fall 2,283	Unintentional Unspecified 4,316	Suicide Firearm 21,175
5	Undetermined Suffocation 43	Unintentional Fire/Burn 129	Unintentional Suffocation 44	Unintentional Drowning 93	Suicide Suffocation 1,839	Suicide Suffocation 2,154	Homicide Firearm 1,843	Suicide Poisoning 1,867	Suicide Poisoning 1,528	Unintentional Suffocation 3,616	Homicide Firearm 11,208
6	Undetermined Unspecified 28	Unintentional Pedestrian, Other 90	Unintentional Other Land Transport 29	Unintentional Other Land Transport 49	Unintentional Drowning 501	Suicide Poisoning 716	Suicide Poisoning 1,193	Unintentional Fall 1,366	Suicide Suffocation 1,182	Unintentional Poisoning 1,824	Suicide Suffocation 10,062
7	Unintentional Drowning 23	Homicide Other Spec., classifiable 71	Unintentional Natural/Environment 22	Unintentional Fire/Burn 48	Suicide Poisoning 418	Undetermined Poisoning 565	Undetermined Poisoning 633	Homicide Firearm 1,158	Unintentional Suffocation 723	Adverse Effects 1,755	Suicide Poisoning 6,637
8	Homicide Suffocation 22	Unintentional Natural/Environment 43	Unintentional Pedestrian, Other 18	Unintentional Suffocation 37	Homicide Cut/Pierce 331	Unintentional Drowning 424	Unintentional Fall 522	Undetermined Poisoning 801	Homicide Firearm 573	Unintentional Fire/Burn 1,103	Unintentional Suffocation 6,601
9	Unintentional Natural/Environment 19	Homicide Firearm 39	Homicide, Other Specified., NEC ^N 15	Unintentional Firearm 24	Undetermined Poisoning 219	Homicide Cut/Pierce 409	Unintentional Drowning 367	Unintentional Suffocation 478	Unintentional Fire/Burn 564	Suicide Poisoning 905	Unintentional Unspecified 5,407
10	Unintentional Fire/Burn 17	Unintentional Struck by or Against 33	Unintentional Firearm 15	Unintentional Poisoning 21	Unintentional Fall 205	Unintentional Fall 305	Homicide Cut/Pierce 267	Unintentional Drowning 464	Undetermined Poisoning 547	Suicide Suffocation 770	Unintentional Drowning 3,391

^N Not elsewhere classifiable

Data Source: National Center for Health Statistics (NCHS), National Vital Statistics System.
Produced by: National Center for Injury Prevention and Control, CDC using WISQARS™.



- Intentional: Results from the purposeful use of force to a destructive (or self-destructive) end.
 - Assault, homicide, suicide.

10 Leading Causes of Injury Deaths by Age Group Highlighting Violence-Related Injury Deaths, United States – 2013

Rank	Age Groups										Total
	<1	1-4	5-9	10-14	15-24	25-34	35-44	45-54	55-64	65+	
1	Unintentional Suffocation 979	Unintentional Drowning 393	Unintentional MV Traffic 342	Unintentional MV Traffic 414	Unintentional MV Traffic 6,510	Unintentional Poisoning 8,251	Unintentional Poisoning 8,374	Unintentional Poisoning 10,651	Unintentional Poisoning 6,388	Unintentional Fall 25,464	Unintentional Poisoning 38,851
2	Homicide Unspecified 139	Unintentional MV Traffic 327	Unintentional Drowning 116	Suicide Firearm 231	Homicide Firearm 3,704	Unintentional MV Traffic 5,776	Unintentional MV Traffic 4,448	Unintentional MV Traffic 5,082	Unintentional MV Traffic 4,502	Unintentional MV Traffic 6,333	Unintentional MV Traffic 33,804
3	Unintentional Other Spec., classifiable 74	Unintentional Suffocation 161	Unintentional Fire/Burn 87	Suicide Firearm 137	Unintentional Poisoning 3,293	Homicide Firearm 3,372	Suicide Firearm 2,948	Suicide Firearm 4,057	Suicide Firearm 3,809	Suicide Firearm 5,113	Unintentional Fall 30,208
4	Unintentional MV Traffic 66	Homicide Unspecified 153	Homicide Firearm 48	Homicide Firearm 94	Suicide Firearm 2,210	Suicide Firearm 2,897	Suicide Suffocation 1,868	Suicide Suffocation 2,007	Unintentional Fall 2,283	Unintentional Unspecified 4,316	Suicide Firearm 21,175
5	Undetermined Suffocation 43	Unintentional Fire/Burn 129	Unintentional Suffocation 44	Unintentional Drowning 93	Suicide Suffocation 1,839	Suicide Suffocation 2,154	Homicide Firearm 1,843	Suicide Poisoning 1,867	Suicide Poisoning 1,528	Unintentional Suffocation 3,616	Homicide Firearm 11,208
6	Undetermined Unspecified 28	Unintentional Pedestrian, Other 90	Unintentional Other Land Transport 29	Unintentional Other Land Transport 49	Unintentional Drowning 501	Suicide Poisoning 716	Suicide Poisoning 1,193	Unintentional Fall 1,366	Suicide Suffocation 1,182	Unintentional Poisoning 1,824	Suicide Suffocation 10,062
7	Unintentional Drowning 23	Homicide Other Spec., classifiable 71	Unintentional Natural/Environment 22	Unintentional Fire/burn 48	Suicide Poisoning 418	Undetermined Poisoning 565	Undetermined Poisoning 633	Homicide Firearm 1,158	Unintentional Suffocation 723	Adverse Effects 1,755	Suicide Poisoning 6,637
8	Homicide Suffocation 22	Unintentional Natural/Environment 43	Unintentional Pedestrian, Other 18	Unintentional Suffocation 37	Homicide Cut/pierce 331	Unintentional Drowning 424	Unintentional Fall 522	Undetermined Poisoning 801	Homicide Firearm 573	Unintentional Fire/Burn 1,103	Unintentional Suffocation 6,601
9	Unintentional Natural/Environment 19	Homicide Firearm 39	Homicide Other Spec., NEC^N 15	Unintentional Firearm 24	Undetermined Poisoning 219	Homicide Cut/pierce 409	Unintentional Drowning 367	Unintentional Suffocation 478	Unintentional Fire/Burn 564	Suicide Poisoning 905	Unintentional Unspecified 5,407
10	Unintentional Fire/Burn 17	Unintentional Struck by or Against 33	Unintentional Firearm 15	Unintentional Poisoning 21	Unintentional Fall 205	Unintentional Fall 305	Homicide Cut/Pierce 267	Unintentional Drowning 464	Undetermined Poisoning 547	Suicide Suffocation 770	Unintentional Drowning 3,391

^N Not elsewhere classifiable.

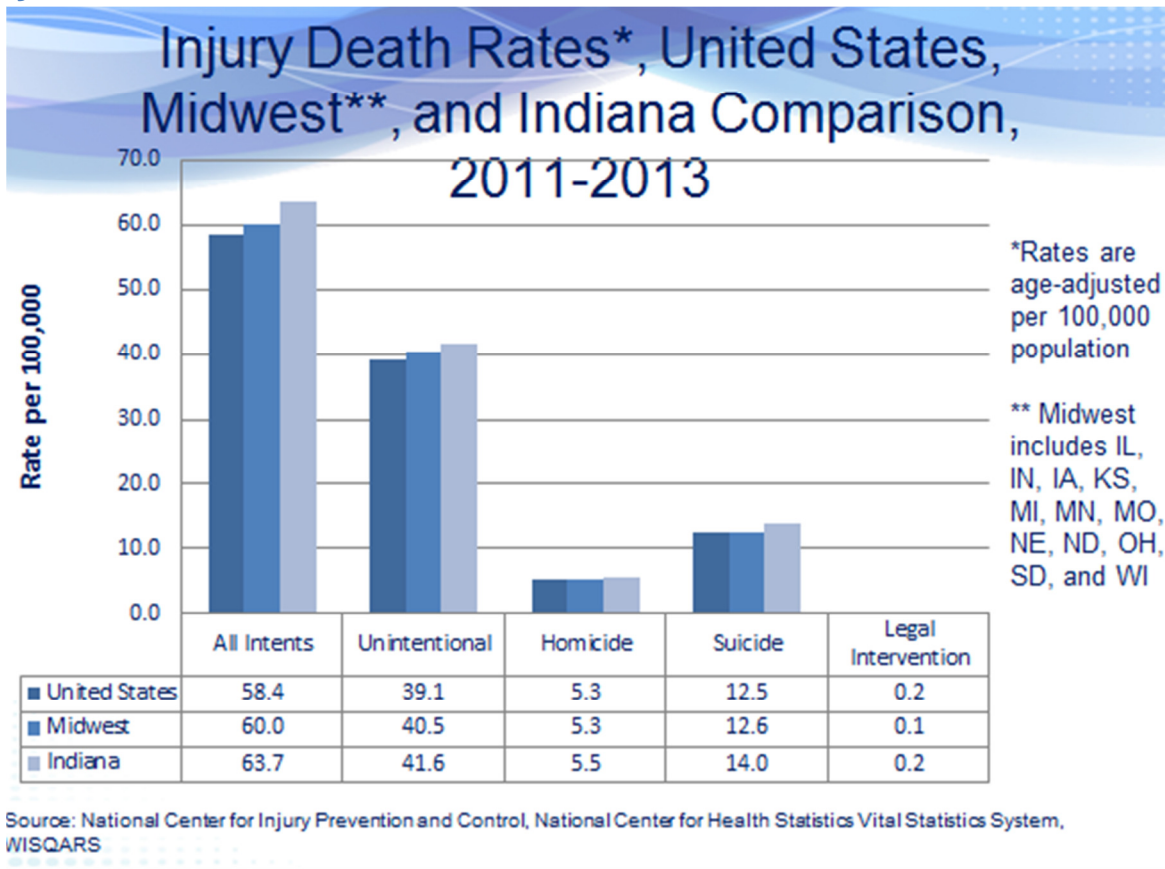
Data Source: National Center for Health Statistics (NCHS), National Vital Statistics System.
Produced by: National Center for Injury Prevention and Control, CDC using WISQARS™.



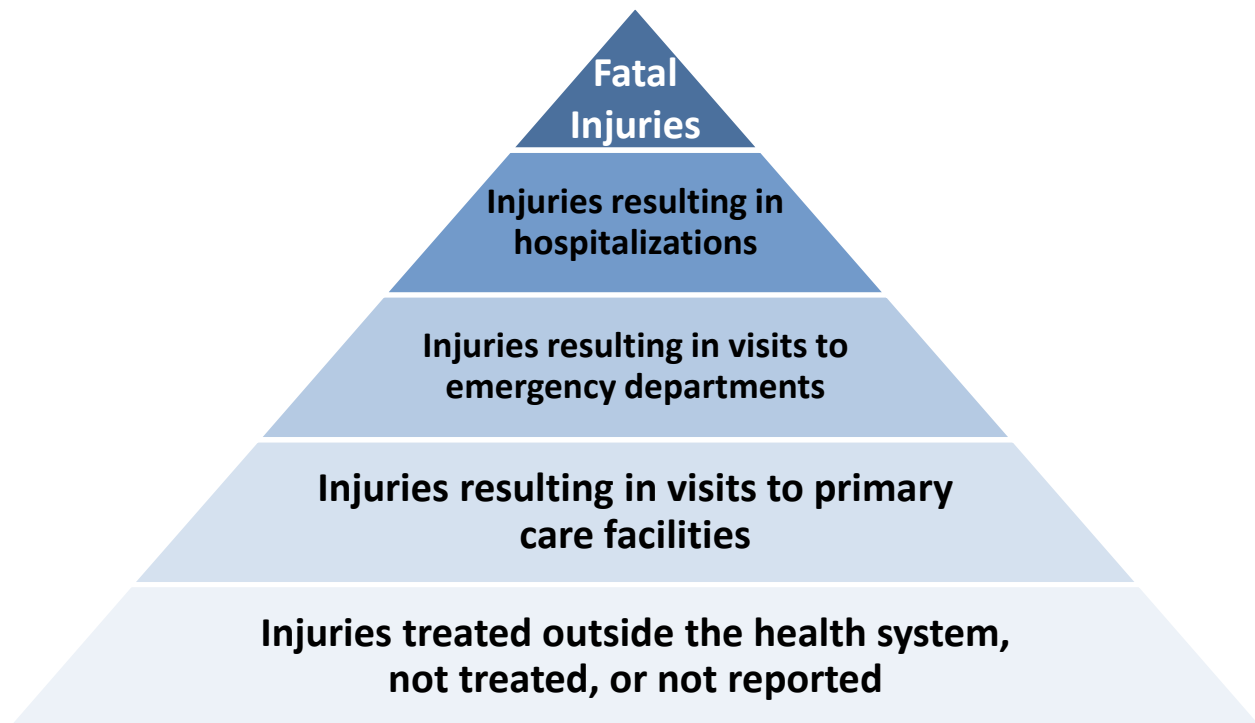
Centers for Disease
Control and Prevention
National Center for Injury
Prevention and Control

Intent is often uncertain, ambiguous, or unknown

5.4 Injury Death Rates



5.5 Injury Pyramid



5.6 Injuries in the United States

- More than 180,000 deaths per year⁸.
 - 1 person every 3 minutes⁸.
- 2.5 million people are hospitalized each year.
- 31.6 million treated in ED each year⁸.

National Estimates of the 10 Leading Causes of Nonfatal Injuries Treated in Hospital Emergency Departments, United States – 2013

Rank	Age Groups										Total
	<1	1-4	5-9	10-14	15-24	25-34	35-44	45-54	55-64	65+	
1	Unintentional Fall 134,229	Unintentional Fall 852,884	Unintentional Fall 624,890	Unintentional Struck By/Against 561,690	Unintentional Struck By/Against 905,659	Unintentional Fall 742,177	Unintentional Fall 704,264	Unintentional Fall 913,871	Unintentional Fall 930,521	Unintentional Fall 2,495,397	Unintentional Fall 8,771,656
2	Unintentional Struck By/Against 28,786	Unintentional Struck By/Against 336,917	Unintentional Struck By/Against 403,522	Unintentional Fall 558,177	Unintentional Fall 814,829	Unintentional Overexertion 638,745	Unintentional Overexertion 530,422	Unintentional Overexertion 461,114	Unintentional Overexertion 266,126	Unintentional Struck By/Against 281,279	Unintentional Struck By/Against 4,214,125
3	Unintentional Other Bite/Sting 12,186	Unintentional Other Bite/Sting 158,587	Unintentional Cut/Pierce 112,633	Unintentional Overexertion 294,669	Unintentional Overexertion 672,946	Unintentional Struck By/Against 599,340	Unintentional Struck By/Against 444,089	Unintentional Struck By/Against 390,931	Unintentional Struck By/Against 261,840	Unintentional Overexertion 212,293	Unintentional Overexertion 3,256,567
4	Unintentional Foreign Body 10,650	Unintentional Foreign Body 139,597	Unintentional Other Bite/Sting 107,975	Unintentional Cut/Pierce 114,285	Unintentional MV-Occupant 627,565	Unintentional MV-Occupant 526,303	Unintentional MV-Occupant 374,231	Unintentional Other Specified 385,221	Unintentional MV-Occupant 227,620	Unintentional MV-Occupant 197,646	Unintentional MV-Occupant 2,462,684
5	Unintentional Other Specified 10,511	Unintentional Cut/Pierce 83,575	Unintentional Overexertion 93,612	Unintentional Pedal Cyclist 84,732	Unintentional Cut/Pierce 431,691	Unintentional Cut/Pierce 402,197	Unintentional Other Specified 300,154	Unintentional MV-Occupant 343,470	Unintentional Other Specified 212,168	Unintentional Cut/Pierce 156,693	Unintentional Cut/Pierce 2,077,775
6	Unintentional Fire/Burn 9,816	Unintentional Overexertion 81,588	Unintentional Pedal Cyclist 74,831	Unintentional Unknown/Unspecified 84,668	Other Assault* Struck By/Against 381,522	Other Assault* Struck By/Against 342,514	Unintentional Cut/Pierce 297,769	Unintentional Cut/Pierce 282,353	Unintentional Cut/Pierce 189,440	Unintentional Poisoning 100,988	Unintentional Other Specified 1,767,630
7	Unintentional** Inhalation/Suffocation 8,294	Unintentional Other Specified 65,120	Unintentional Foreign Body 63,450	Unintentional MV-Occupant 73,692	Unintentional Other Specified 321,914	Unintentional Other Specified 336,990	Other Assault* Struck By/Against 207,287	Unintentional Poisoning 237,328	Unintentional Poisoning 153,767	Unintentional Other Bite/Sting 90,850	Other Assault* Struck By/Against 1,291,100
8	Unintentional Cut/Pierce 7,139	Unintentional Fire/Burn 52,884	Unintentional MV-Occupant 58,114	Unintentional Other Bite/Sting 64,848	Unintentional Other Bite/Sting 177,665	Unintentional Other Bite/Sting 180,922	Unintentional Poisoning 175,870	Other Assault* Struck By/Against 169,688	Unintentional Other Bite/Sting 97,474	Unintentional Other Specified 86,729	Unintentional Other Bite/Sting 1,174,267
9	Unintentional Unknown/Unspecified 5,735	Unintentional Unknown/Unspecified 41,297	Unintentional Dog Bite 43,499	Other Assault* Struck By/Against 62,829	Unintentional Unknown/Unspecified 163,923	Unintentional Poisoning 180,448	Unintentional Other Bite/Sting 138,410	Unintentional Other Bite/Sting 145,349	Other Assault* Struck By/Against 73,674	Unintentional Unknown/Unspecified 74,864	Unintentional Poisoning 1,055,960
10	Unintentional Overexertion 4,985	Unintentional Poisoning 32,443	Unintentional Unknown/Unspecified 35,303	Unintentional Other Transport 35,609	Unintentional Poisoning 152,962	Unintentional Unknown/Unspecified 129,308	Unintentional Unknown/Unspecified 106,498	Unintentional Unknown/Unspecified 110,102	Unintentional Unknown/Unspecified 67,974	Unintentional Other Transport 68,022	Unintentional Unknown/Unspecified 819,878

*The "Other Assault" category includes all assaults that are not classified as sexual assault. It represents the majority of assaults.

**Injury estimate is unstable because of small sample size.

Data Source: NEISS All Injury Program operated by the Consumer Product Safety Commission (CPSC).

Produced by: National Center for Injury Prevention and Control, CDC using WISQARS™.

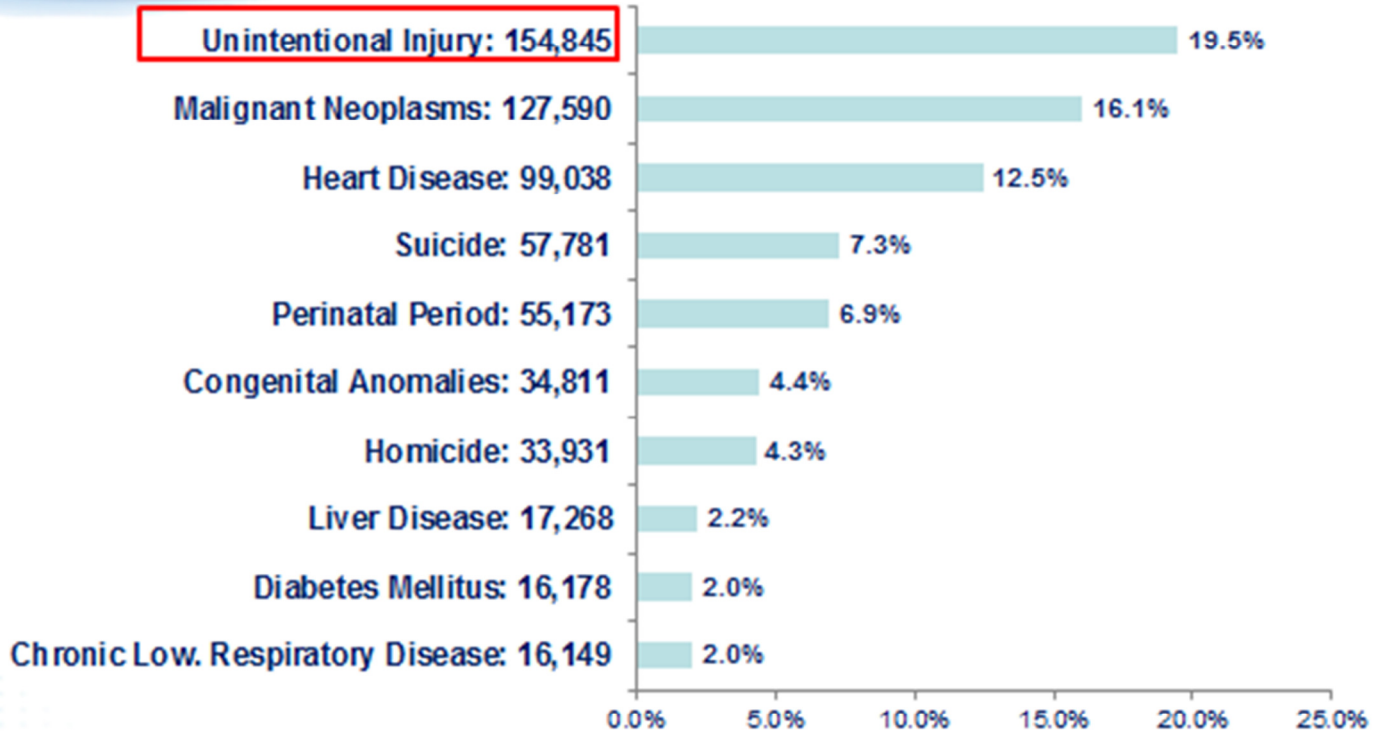


- ~\$406 billion in medical care and lost productivity each year⁹.

5.7 Injuries in Indiana

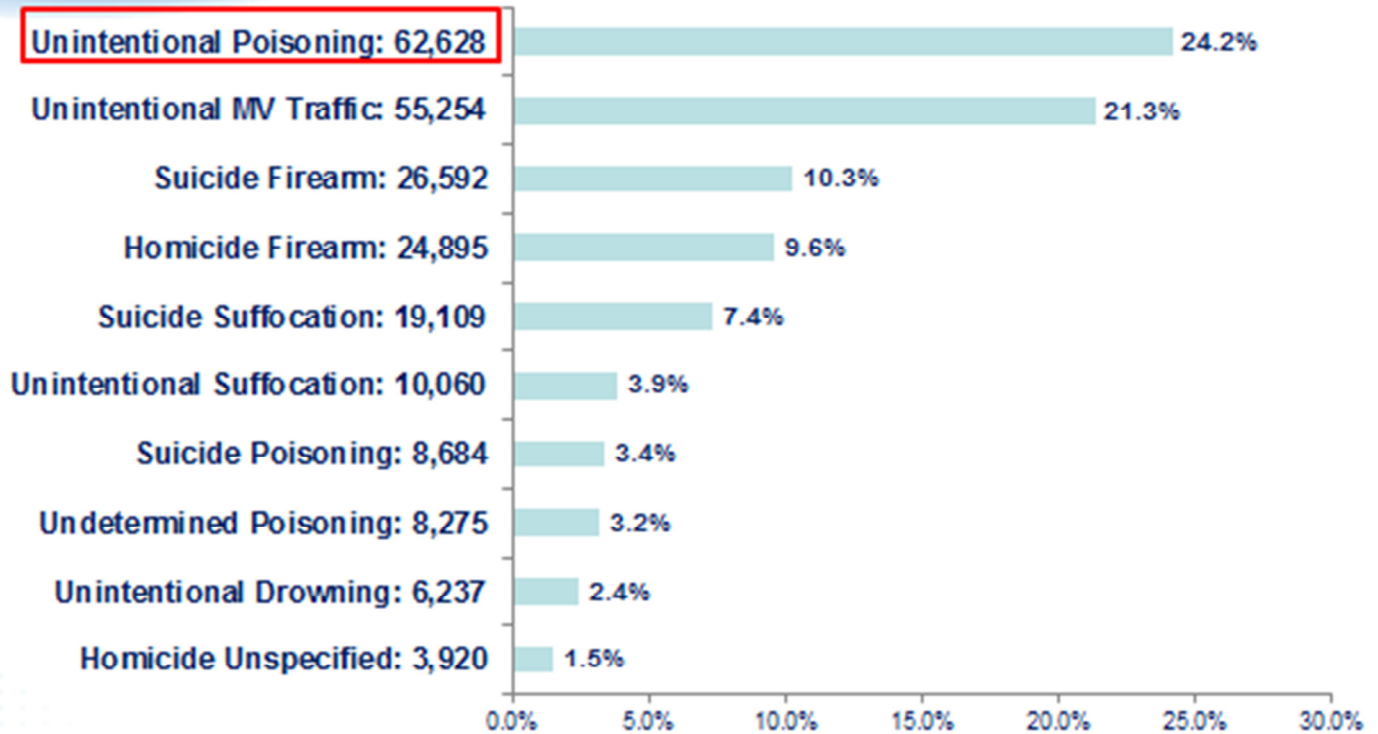
- Injury is the leading cause of death among persons age 1-44 years.
 - Unintentional injuries are the leading cause of Years of Potential Life Lost (YPLL).
- Injury is the fifth leading cause of death overall and contributes to nearly 7% of all deaths in Indiana.
- There were nearly 32,000 hospitalizations for all injuries in 2013⁴.

Years Potential Life Lost Before Age 65, Indiana, 2011-2013



Source: National Center for Injury Prevention and Control, National Center for Health Statistics Vital Statistics System, WISQARS

Injury Causes of Years Potential Life Lost Before Age 65, Indiana, 2011-2013



Source: National Center for Injury Prevention and Control, National Center for Health Statistics Vital Statistics System, WISQARS

5.8 Haddon's 10 Basic Strategies for Injury Prevention¹⁰

- Prevent creation of hazard.
- Reduce amount of hazard.
- Prevent release of hazard.
- Modify the rate or distribution of hazard.
- Separate (in space or time) hazard from that to be protected.
- Separate hazard from that to be protected with barrier.
- Modify relevant basic qualities of hazard.
- Make what is to be protected more resistant to damage.
- Counter damage already done by hazard.
- Stabilize, repair and rehabilitate the object of the damage.

6 Indiana's Journey to a Trauma System

6.1 Our Timeline

2004

- Trauma System Advisory Task Force formed.

2006

- IC 16-19-3-28 (Public Law 155) named the State Health Department (ISDH) the lead agency for statewide trauma system:

State department designated as lead agency of a statewide trauma care system; rule making authority

Sec. 28

(a) The state department is the lead agency for the development, implementation, and oversight of a statewide comprehensive trauma care system to prevent injuries, save lives, and improve the care and outcome of individuals injured in Indiana.

(b) The state department may adopt rules under IC 4-22-2 concerning the development and implementation of the following:

(1) A state trauma registry.

(2) Standards and procedures for trauma care level designation of hospitals.

- ISDH hired a trauma system manager.

2007

- Federal funding from the National Highway Transportation Safety Administration (NHTSA 408) for the state trauma registry was received from the Indiana Criminal Justice Institute (ICJI). A contract with a trauma registry software vendor (ImageTrend) was completed.
 - ICJI funding continues today.

2008

- Senate Bill 249 gave the Department of Homeland Security (IDHS) the authority to adopt Emergency Medical Services (EMS) triage and transportation protocols.
- ISDH hired its first state trauma registry manager.
- The American College of Surgeons (ACS) conducted an evaluation of Indiana's trauma system.

2009

- ACS provided a set of recommendations for further development of Indiana's trauma system.
- Governor Daniels created by executive order the Indiana State Trauma Care Committee (ISTCC).

2010

- The first meeting of the ISTCC (previously the Trauma Care Task Force) was held. The ISTCC serves as an advisory body to the ISDH on all issues involving trauma.

2011

- The ISDH hired a trauma and injury prevention division director, prioritizing trauma as a division within the agency.
- ISDH created the Trauma and Injury Prevention Division.

2012

- The EMS Commission adopted the Triage and Transport Rule.

2013

- Governor Pence re-issued Governor Daniels' original Executive Order creating the Indiana Trauma Care Committee.
- The ISDH and IDHS EMS Commission worked together to approve "in the process of ACS verification" trauma centers for purposes of the Triage and Transport Rule, which will greatly increase the number of trauma centers in Indiana and will better prepare Indiana hospitals to become ACS verified trauma centers.
- Governor Pence signs the Trauma Registry Rule. The trauma registry rule requires all EMS providers, hospitals with emergency departments, and rehabilitation hospitals to submit their trauma data to the state trauma registry.

2014

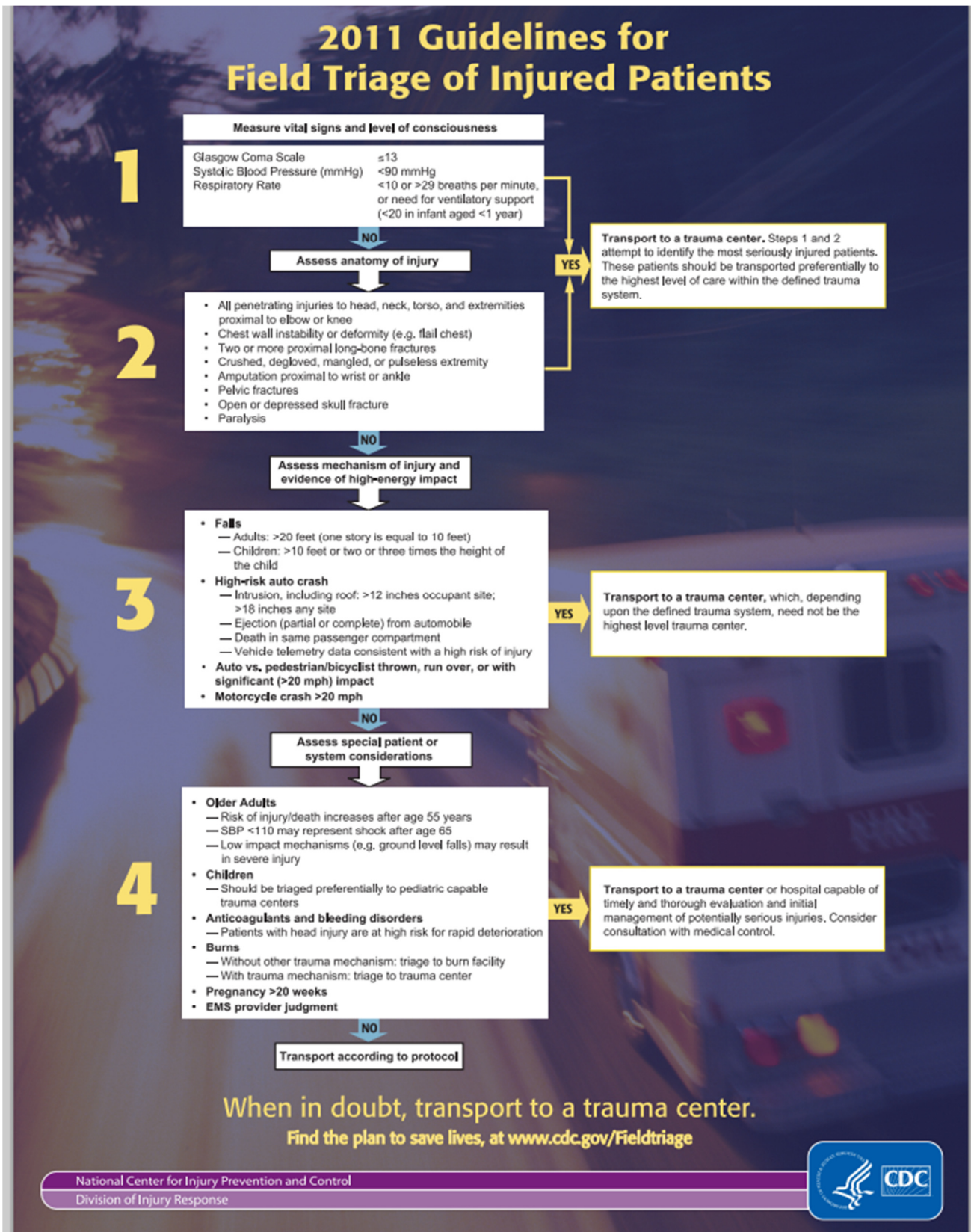
- The ISDH hosted the first statewide EMS Medical Director's Conference.
- IU Health Arnett Hospital and IU Health Ball Memorial Hospital became the state's first ACS verified level III trauma centers.
- The ISDH received \$1.4 million from the Centers for Disease Control and Prevention (CDC) to gather critical data on violent deaths using the National Violent Death Reporting System (NVDRS).

2015

- The ISDH hosted the first statewide Injury Prevention Conference.
- The ISDH hired an INVDRS Epidemiologist and INVDRS Law Enforcement Records Coordinator.

6.2 CDC Field Triage Decision Scheme¹¹

The CDC Field Triage Decision Scheme states that the most seriously injured patients should go to a trauma center no matter how long it takes to get them there¹¹.



6.3 Triage and Transport Rule

The CDC Field Triage Decision Scheme states that the most seriously injured patients should go to a trauma center no matter how long it takes to get them there. The Indiana EMS Commission's Triage and Transport Rule (836 IAC 1-2.1) provides a regulatory plan to ensure that injured patients in the pre-hospital setting are transported to the most appropriate hospital facility within the Indiana state trauma system based on field assessment by EMS personnel of the potential severity of injury, available transportation, and hospital resources. The IDHS put together a "Indiana Trauma Field Triage and Transport Destination Protocol Template"¹². The following steps are outlined in the protocol template:

1. Upon arrival at an incident, Emergency Medical Services (EMS) personnel shall assess the condition of each patient using the CDC field triage decision scheme to determine the appropriate transport destination.
2. Patients determined to need trauma center care by virtue of their satisfying either step one or step two of the CDC field triage decision scheme shall be transported to a trauma center [level of trauma center not specified in Triage and Transport Rule], unless:
 - a. If the nearest trauma center is more than 45 minutes away.
 - b. Or, if in the judgment of the EMS certified responder, the patient's life is in danger if care is delayed by going directly to a trauma center.
 - i. In which case the patient shall be transported to the nearest appropriate hospital as determined by the provider's protocols.
3. Patients determined to need trauma center care by virtue of their satisfying either step three or step four of the field triage decision scheme shall be transported to either a trauma center or the nearest appropriate hospital, as determined by the provider's protocols.
4. Patients who do not meet the field triage decision scheme criteria for trauma center care may be transported according to provider's protocol.

When in doubt, transport to a trauma center!

Competent patients always have the right to decide where to be taken.

The Triage and Transport Rule also permits hospitals to be considered "trauma centers" if the hospital is either:

- Verified by the American College of Surgeons (ACS).
- Designated a "trauma center" by a neighboring state's trauma center designation system (if comparable to ACS' system).
- Or, "in the process of ACS verification".

6.4 "In the ACS Verification Process" Trauma Centers

The EMS Commission partners with the ISTCC to designate hospitals as "in the ACS verification process" trauma center status. The ISTCC/State Health Commissioner will review the hospital's application. The State Health Commissioner recommends to the EMS Commission whether a hospital should be considered a "trauma center" for this Rule's purpose. The "In the ACS verification process" application is available on the Indiana Department of Homeland Security (EMS Commission) website. Hospitals must provide sufficient documentation for the ISDH to conclude that the hospital complies with a series of requirements. The provisional trauma center status shall not exceed two (2)

years from the date the provisional status begins. If the hospital is not able to become verified as a trauma center within that two (2)-year period:

- Provisional status is revoked
- Hospital can't re-apply for "in the process" status for at least three (3) years.



6.5 Trauma Registry Rule

Rule (410 IAC 34) that requires these providers to report data to the trauma registry:

- EMS providers must submit National EMS Information System (NEMSIS) Silver on the 15th of the month
- All hospitals with EDs must submit the National Trauma Data Standard (NTDS) on a quarterly basis
- Rehabilitation hospitals must submit Centers for Medicare & Medicaid Services (CMS) – Inpatient Rehabilitation Facility Patient Assessment Instrument (IRF-PAI) data on a quarterly basis

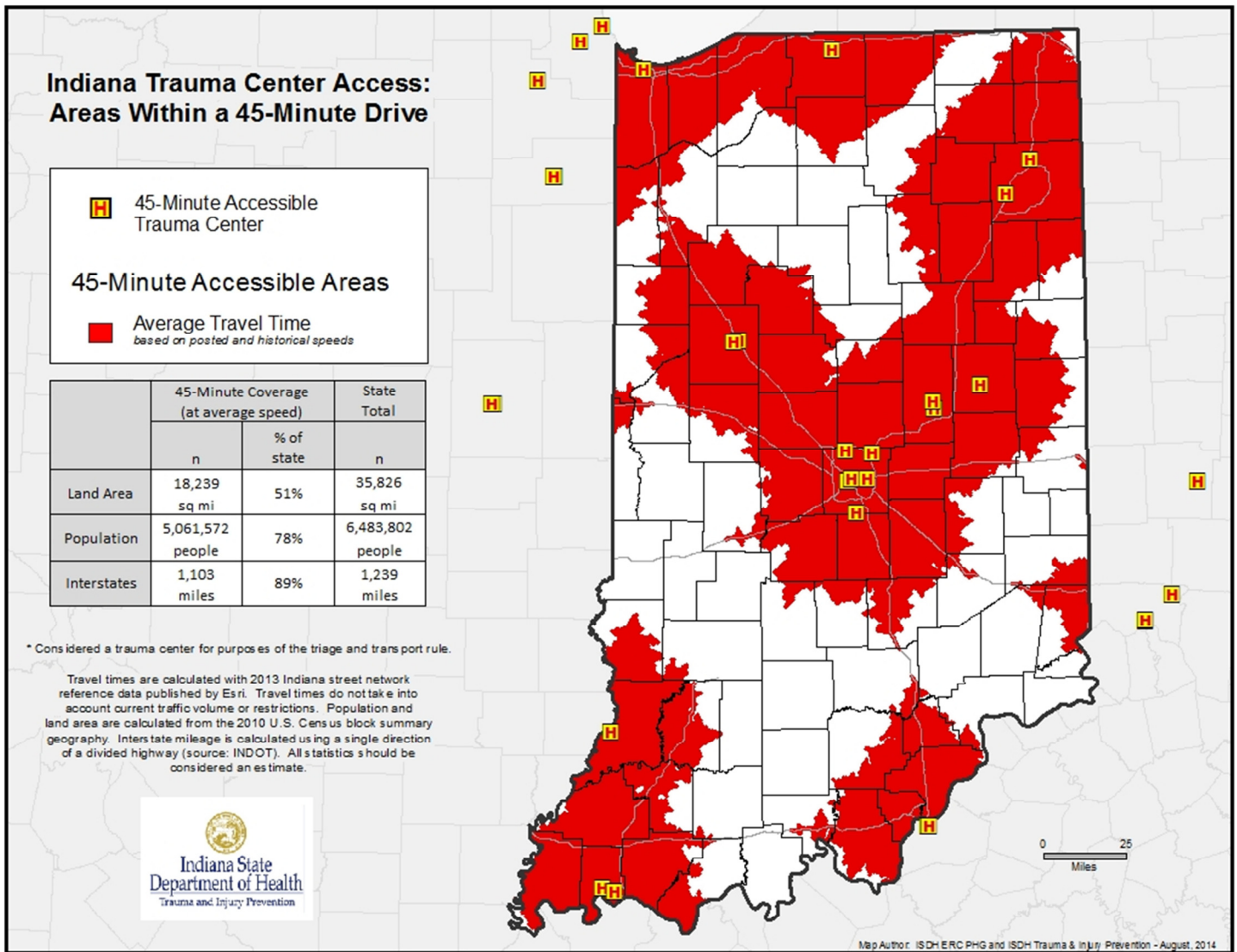
The Rule also permits ISDH to grant any person involved in a legitimate research activity access to confidential information.

6.6 Undertriage / Overtriage

- Undertriage: Transporting patients to non-trauma centers that should be taken directly to trauma centers
 - ACS recommends undertriage rate should be < 5%¹³
- Overtriage: Transporting patients to trauma centers that can be cared for appropriately at non-trauma centers
 - ACS recommends overtriage rate should be < 50%¹⁴

6.7 Trauma Center Access in Indiana

Trauma center access in Indiana is currently measured based on the EMS Commission's Triage and Transport Rule. The ultimate goal is to have 100% accessibility to trauma center care. The red areas on the map below indicate areas that are within 45 minutes of a trauma center. There are 11 ACS verified trauma centers and 8 "in the process of ACS verification" trauma centers.



7 Trauma Care System Components

7.1 Trauma in Indiana Today – Agency Responsibilities

The Indiana State Department of Health (ISDH) has responsibilities for:

- Trauma and Injury Prevention Division.
- Trauma system development.
- Hospital and rehabilitation center regulation.
- Data collection/performance improvement.

The Indiana Department of Homeland Security (IDHS) has responsibility for:

- Emergency Medical Services (EMS).

7.2 Indiana’s Trauma System Rules

1. Triage and Transport Rule (EMS Commission)
 - Right patient, right place, right time.
 - “In the process of ACS verification”.
2. Trauma Registry Rule
 - EMS, hospitals and rehabilitation hospitals must report trauma data to the Indiana trauma registry.
3. Designation Rule (yet to be promulgated)
 - State approval process of trauma centers.

7.3 Trauma System Components

The U.S. Department of Health and Human Services Health Resources and Services Administration (HRSA) put together a Model Trauma System Planning and Evaluation tool. In the tool, elements of a trauma system were outlined. A mature trauma system seeks to minimize quality of care variations by¹⁵:

- Managing, at the State level, the coordination and facilitation of statewide trauma system development.
- Collaborating and coordinating with related health care and non-health care systems.
- Establishing, consistently using, and maintaining common standards of trauma care that address the needs of all populations.
- Assessing, planning, coordinating, monitoring, and ensuring consistent and optimal care.
- Applying scientifically evaluated injury prevention strategies that target specific populations at risk, the mechanisms that wound them, and their injury environments.
- Using data systems to enhance care.
- Providing sustained funding for system maintenance.
- Setting priorities for injury prevention initiatives.
- Providing statewide ongoing technical assistance to all regions within a State.
- Establishing effective evaluation processes to continuously improve trauma care performance.

Trauma system core components include (but are not limited to)¹⁶:

- Evaluation:
 - Needs assessment.

- Data collection.
 - EMS.
 - Hospital.
 - Rehabilitation.
- Research.
 - Problem identification.
 - Best practices.
- Public information and education:
 - Injury Prevention.
 - Trauma advisory committee.
- Legislation and regulations:
 - Trauma systems planning and operations.
 - Regulations and rules.
 - Lead agency at State level.
- Pre-hospital care:
 - Communications
 - Triage and Transport.
 - Medical Direction.
 - Treatment protocols.
- Definitive care:
 - Facilities (designation and/or verification).
 - Inter-facility transfer.
 - Rehabilitation.
- Human resources:
 - Workforce resources.
 - Education preparation.
- Evaluation:
 - Data collection.
 - Research.
 - Interdisciplinary review committee.

7.4 Verified vs. Designated Trauma Centers

- Verified:
 - National process through the American College of Surgeons (ACS).
 - Levels I, II, III.
 - Refer to kinds of resources available in a trauma center.
 - Verified Trauma Centers in Indiana:
 - Level I:
 - Smith Level I Shock Trauma Center at Eskenazi Health, Indianapolis.
 - Methodist Level I Trauma Center at IU Health, Indianapolis.

- Riley Hospital's Emergency Medicine and Trauma Center (EMTC) at IU Health Riley Hospital for Children, Indianapolis.
- Level II:
 - Deaconess Regional Trauma Center at Deaconess Hospital, Evansville.
 - Lutheran Trauma Center at Lutheran Hospital, Fort Wayne.
 - Memorial Leighton Trauma Center at Memorial Hospital of South Bend.
 - Parkview Trauma Centers at Parkview Regional Medical Center, Fort Wayne.
 - St. Mary's Trauma Services at St. Mary's of Evansville.
 - St. Vincent Trauma Center at St. Vincent Indianapolis Hospital.
- Level III:
 - IU Health Arnett, Lafayette.
 - IU Health Ball Memorial, Muncie.
- Designated
 - State process (not yet promulgated).
 - Levels I, II, III:
 - Refer to kinds of resources available in a trauma center.
 - Indiana's designation requirements will go hand-in-hand with the national verification requirements.
 - Additional, unique criteria.

8 Pre-Hospital Data

8.1 Importance of Pre-Hospital Data

- Focus on data-driven decision making:
 - National push for quality improvement in healthcare.
 - Tied to funding from the Centers for Disease Control and Prevention (CDC), Health Resources and Services Administration (HRSA), National Highway Traffic Safety Administration (NHTSA), etc.
 - Lower future healthcare costs.
 - Preventable injuries.
- Identify unmet needs & priorities:
 - Pockets of healthcare disparities.
 - Trends due to age, race, gender, etc.
- Determine which treatments are effective:
 - Local medical directors know their population.
 - Effective treatments or adjustments to training.
 - Stocking medication or equipment based on known runs.

8.2 ISDH EMS Registry Website

The ISDH purchased the ImageTrend EMS State Bridge and rolled it out for first responders to use starting January 2013. In December 2014, the ISDH signed a Memorandum of Understanding (MOU) turning the ImageTrend EMS State Bridge and the responsibility of EMS Data Collection over to the Indiana Department of Homeland Security (IDHS). IDHS took over the responsibilities of EMS Data Collection July 2015.

- Web-based software:
 - Provides an electronic patient care reporting (ePCR) system to EMS providers.
 - Allows EMS providers that use other software vendors to upload their data into the state's database.
- National Emergency Medical Services Information System (NEMSIS) (Silver & Gold) compliant.
 - In the future, it will be NEMSIS Version 3 compliant and include more trauma-related data elements as part of the reporting requirements.
- Secure, encrypted site.
- Unique username & password.
- Integrates data with Indiana trauma registry.
- Website: <https://indianaems.isdh.in.gov> .

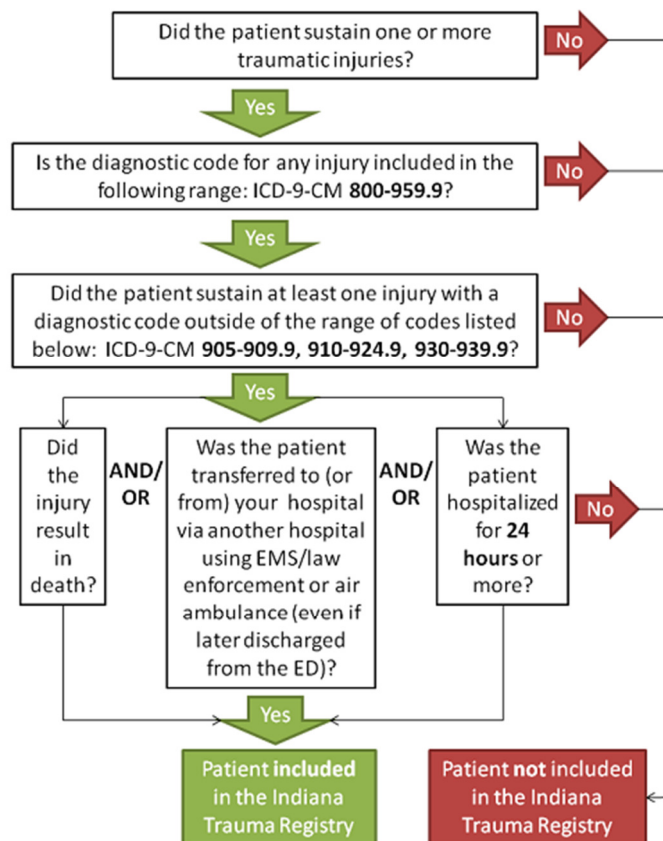
9 Indiana Trauma Registry

9.1 Scope of Indiana's Trauma Registry

- Began in 2007 with the 7 ACS verified trauma centers.
- State-wide, population-based registry. A directly defined population based on location (Indiana) and disease status (injury) allows ISDH to create programs tailored to the characteristics of our State.
- Trauma patients defined by the American College of Surgeons-Committee on Trauma (ACS-COT).
 - International Classification of Diseases, 9th Revision, Clinical Modification (ICD-9-CM) codes: 800-959.9
 - ICD-10 (10th revision) has been designed to include new, more detailed diagnoses and treatments, which leads to enhanced coding accuracy.
- Utilized for overall management of the Indiana trauma system:
 - Monitor variations in incidence, outcomes.
 - Monitor system performance.

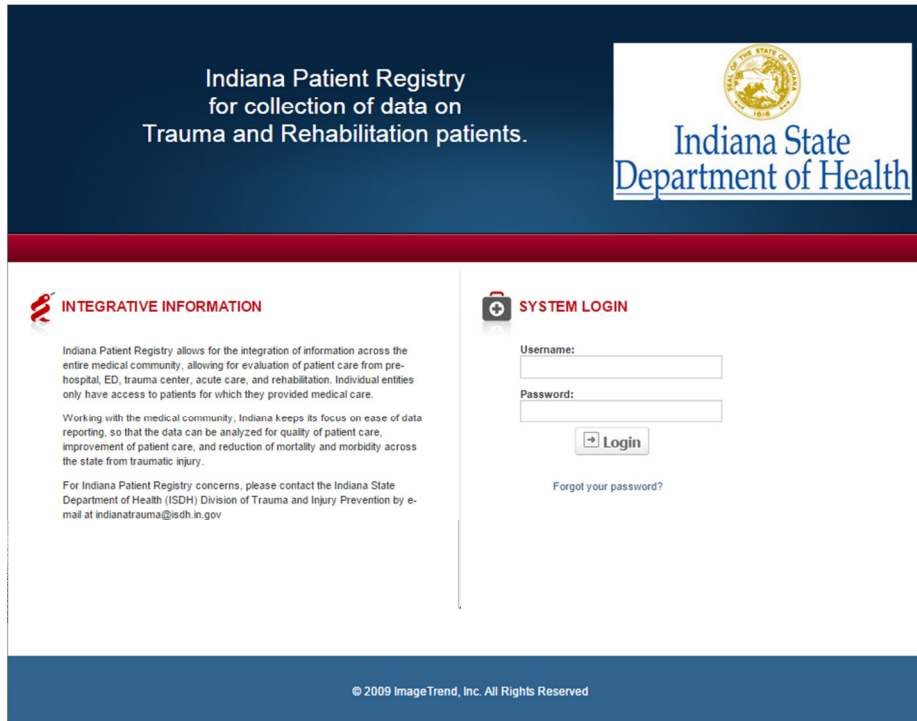
9.2 National Trauma Data Standard Patient Inclusion/Exclusion Criteria

To ensure consistent data collection across states into the National Trauma Data Bank (NTDB), a trauma patient is defined as a patient sustaining a trauma injury and meeting the following criteria.



9.3 ISDH Trauma Registry Website

- Compliant with ACS NTDB.
- Accessible with internet connection.
- Customizable user interface, easy to use.
- Capable of electronic data transfer from hospital’s existing registries.
- HIPAA compliant.
- Website: <https://indianatrauma.isdh.in.gov> .
- The ISDH produces ad hoc data reports based on requests submitted.



9.4 Trauma Registry Data

- Data submitted quarterly by hospital.

Patient Admission Date Range	Report Due Date
April 1, 2015 – June 30, 2015	September 30, 2015
July 1, 2015 – September 30, 2015	January 15, 2016
October 1, 2015 – December 31, 2015	May 1, 2016
January 1, 2016 – March 30, 2016	June 30, 2016

- Analyzed for statewide process improvement.
- Quarter 4 2014 Report:
 - 11 trauma centers reported.
 - Total of 97 hospitals reported.
 - Includes 8,812 incidents.
- Currently 11 verified trauma centers in Indiana.

9.5 Trauma Registry Reports

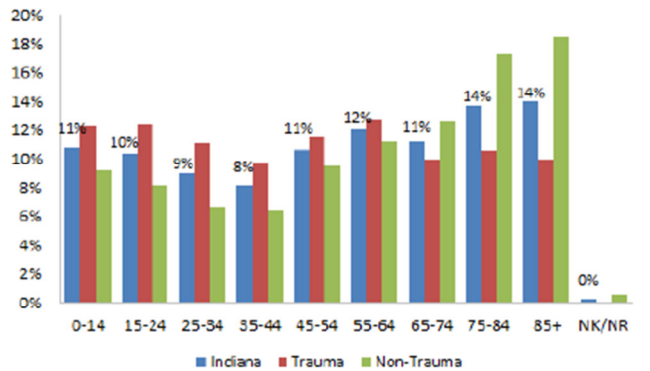
- Reporting hospitals as of June 2015:
 - 11 trauma centers
 - 86 non-trauma centers
- 150,000+ records in the Indiana trauma registry.

Indiana Trauma Registry

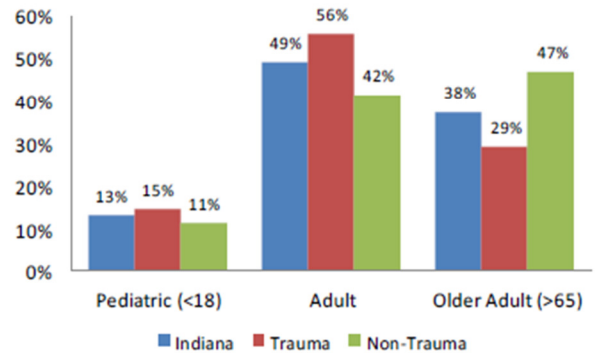
Statewide Quarter 3 Data Report
 July 1, 2014 to September 30, 2014
 8,814 Incidents

95 Total Hospitals Reporting
 Trauma Centers: 11 facilities 52.7% of data
 (Non-Trauma) Hospitals: 84 facilities 47.3% of data

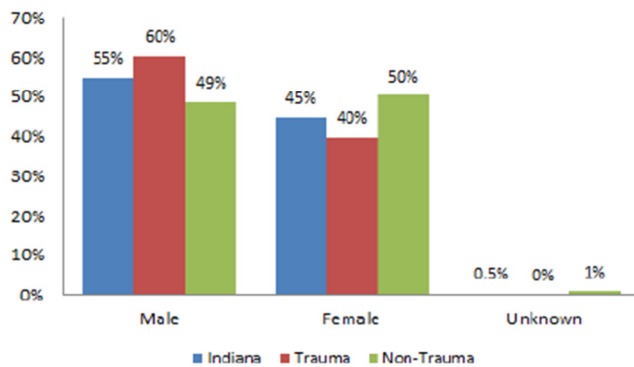
Patient Age (Years)



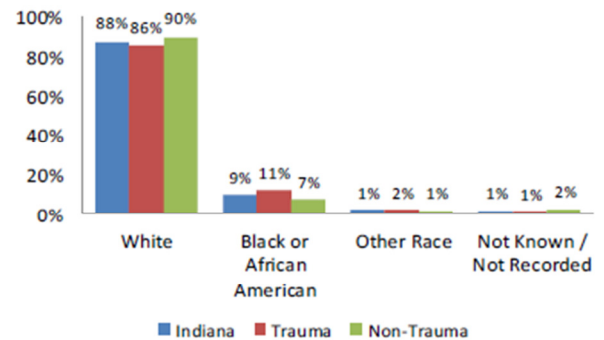
Patient Age Groupings



Patient Gender



Patient Race



<1% Race - Asian, Native Hawaiian or Other Pacific Islander, American Indian or Alaska Native 19

9.6 Importance of Trauma Registry Data

Trauma registries are a potentially rich source of injury surveillance data, because they are typically able to:

- Show the size of the public health and economic impact of injuries.
- Describe, compare, and monitor trends in unintentional and violence-related injuries.
- Identify new or developing injury problems.
- Identify persons at risk of injury and poor injury-related health outcomes.
- Guide development of evidence-based patient transport and clinical management guidelines.
- Provide reliable data for program and policy decisions.

Trauma registries can be the basis for much of the research and quality assessment work that informs policy makers about optimizing the care of injured patients are essential for highly functioning regional and statewide trauma systems. Development of effective trauma systems are vital, as the literature has reported that when these systems are in place mortality rates among severely injured patients are reduced by 20 to 25%^{17,18}.

9.7 Factors Influencing Data Quality

Data quality reflects the completeness and validity of the data recorded in the Indiana trauma registry. A registry can have high data quality if it has the following components:

- Extensive database:
 - State requires what is required at the national level (NTDB).
 - Collects additional, optional data elements.
- Data standard:
 - NTDB.
 - Indiana-specific, optional data elements are clearly defined and explained.
- Inclusion criteria:
 - Only include trauma cases that meet the criteria.
 - Allows us to compare “apples to apples”.
- Data validation:
 - Checks and balances for data elements captured in the registry.
 - Verifies inclusion criteria.
- Feedback:
 - ISDH provides feedback to hospitals regarding completeness of data elements.
- Ongoing training/education:
 - Registry/Registrar-specific courses.
 - ISDH-specific training:
 - New registry user.
 - Refresher training.
- Ideal world: every hospital has a designated, trained trauma registrar.

9.8 Data Usages

- Injury Prevention:
 - Outreach.
 - Education.
 - Program Evaluation.
- Research.
- Case management.
- Performance Improvement (PI).
- Data drives the development of the statewide trauma system:
 - Reports produced by ISDH will encompass all aspects of pre-hospital.
 - Comparison data: EMS provider and all others (aggregate).
- ISDH will link pre-hospital, hospital and rehabilitation data.
 - Result: Each entity will receive patient outcome data.

Data allows you to analytically evaluate your organization and identify areas that need to be improved—for example, procedures that your staff needs more training on. Since it's easy to find information and format it so that it's easy to understand, you may also find that it's a lot easier to provide your reports to administrative agencies, from the state to your billing company.

- Better budgeting.
 - Mileage.
 - Overtime.
 - Vehicle maintenance.
- Better inventory management.
 - Medications.
 - Supplies.
 - Equipment.
- Better understanding.
 - Better patient care.
 - Better operations.
- Easier reporting to administrative agencies.
 - Funding justification.

9.9 Linking Data to Evaluate Patient Care


- Pre-Hospital and hospital data are linked to look at patient outcomes through the continuation of patient care.
 - This aids in performance improvement.
- Linking can be done via deterministic or probabilistic matching.
 - Deterministic matching:
 - Use a unique identifier (often referred to as patient tracking) that exists in both datasets to match cases.
 - Probabilistically matching:
 - Use weights for multiple elements that exist in both datasets to link the data.
 - Steps in probabilistic matching:
 1. Define & clean the elements in both datasets
 2. Identify which elements to use for matching
 3. Apply weights
 4. Choose cut-offs
 5. Matches above upper cut-off are linked
 6. Matches below lower cut-off are not linked
 7. Matches between cut-offs manually reviewed
 8. Review links

10 Rehabilitation Data

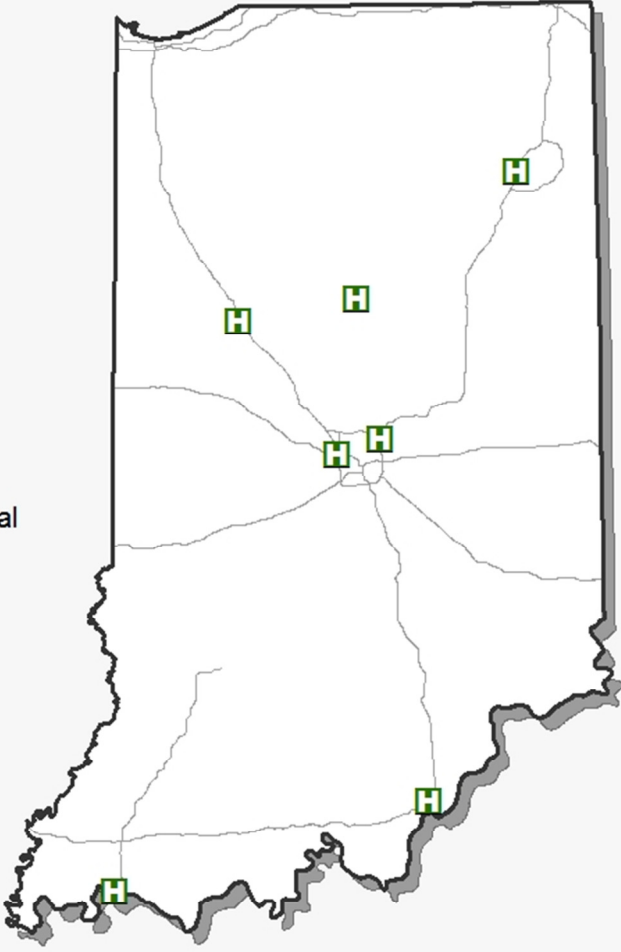
10.1 Rehabilitation Data


- 8 rehabilitation hospitals around the state must report per the Trauma Registry Rule.
- The registry collects the Centers for Medicare & Medicaid Services (CMS)-required data elements for all traumatically injured patients.

Indiana Trauma System: Freestanding Rehabilitation Hospitals

 Freestanding Rehabilitation Hospitals

- Rehabilitation Hospital of Fort Wayne
- Lafayette Regional Hospital
- Community Health Network
- Rehabilitation Hospital of Indiana
- Community Howard – West Campus Specialty Hospital
- Southern Indiana Rehabilitation Hospital
- Healthsouth Deaconess Rehab Hospital




Indiana State
Department of Health
Trauma and Injury Prevention

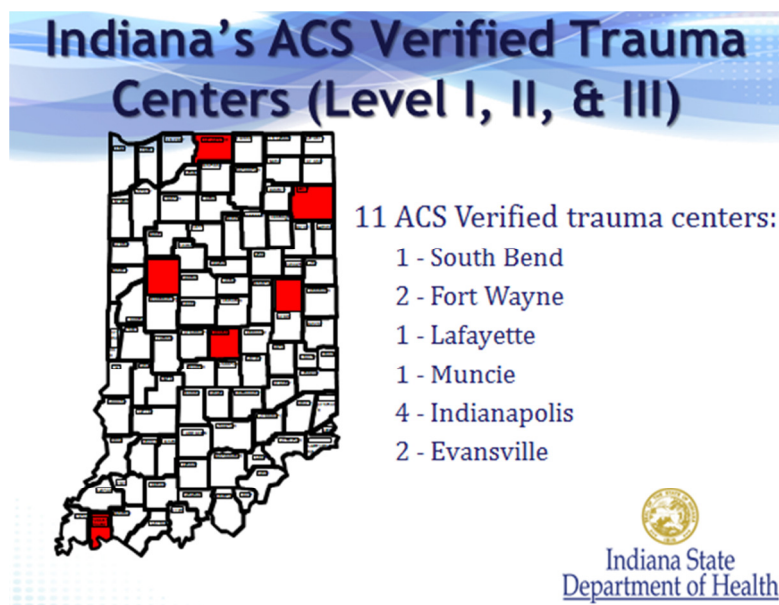
The Trauma Registry Rule mandates that rehabilitation facilities report specific data to the Indiana Trauma Registry.

Map Author: ISDH Trauma & Injury Prevention - February, 2015

11 Trauma Centers

11.1 Trauma Centers in Indiana

- **Level I American College of Surgeons (ACS) Verified Trauma Centers**
 1. Smith Level I Shock Trauma Center at Eskenazi Health
 2. Methodist Level I Trauma Center at IU Health
 3. Riley Hospital's Emergency Medicine and Trauma Center (EMTC) at IU Health Riley Hospital for Children
- **Level II ACS Verified Trauma Centers**
 1. Deaconess Regional Trauma Center at Deaconess Hospital
 2. Lutheran Trauma Center at Lutheran Hospital
 3. Memorial Leighton Trauma Center at Memorial Hospital of South Bend
 4. Parkview Trauma Centers at Parkview Regional Medical Center
 5. St. Mary's Trauma Services at St. Mary's of Evansville
 6. St. Vincent Trauma Center at St. Vincent Indianapolis Hospital
- **Level III ACS Verified Trauma Centers**
 1. IU Health Arnett
 2. IU Health Ball Memorial
- **"In the Process of ACS Verification" Level III Trauma Centers**
 1. St. Elizabeth – East
 2. St. Vincent – Anderson
 3. Community Hospital of Anderson
 4. Good Samaritan Hospital
 5. Methodist Northlake Campus
 6. Community Health – East
 7. Community Health – North
 8. Community Health – South



11.2 American College of Surgeons (ACS) Requirements for Verified Trauma Centers

Level I ACS Verified Trauma Centers

- Capable of providing total care for every aspect of injury – prevention through rehabilitation
- Associated with a school of medicine
 - Facilitates research
 - Provides teaching opportunities to direct new advances in trauma care
- 24 hour in-house coverage by general surgeons
 - Prompt availability of care in specialties
- Receives patients from all levels of care
- Provides leadership in injury prevention
- Maintains a comprehensive Performance Improvement and Patient Safety (PIPS) program
- Program for substance abuse screening and patient intervention
- Meets minimum requirement for annual volume of severely injured patients (1200 patients / year)

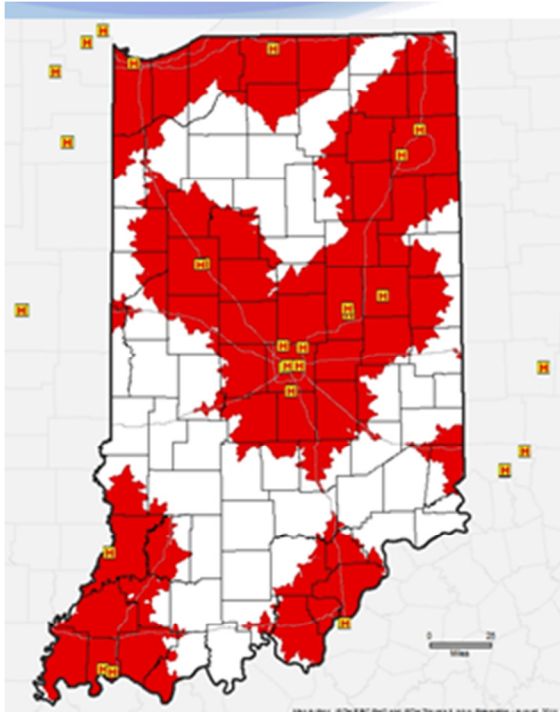
Level II ACS Verified Trauma Centers

- Capable of providing total care for every aspect of injury – prevention through rehabilitation
- 24 hour in-house coverage by general surgeons
 - Prompt availability of care in specialties
- Receives patients from all levels of care
- Provides leadership in injury prevention
- Maintains a comprehensive Performance Improvement and Patient Safety (PIPS) program
- Program for substance abuse screening and patient intervention
- Same as a level I trauma center
 - EXCEPT
 - Not associated with a school of medicine
 - Does not have a general surgery residency training program
 - Does not do research

Level III ACS Verified Trauma Centers

- 24 hour immediate coverage by emergency medicine physicians
 - Prompt availability of coverage by general surgeons and anesthesiologists
 - Not required to have neurosurgeons
- Transfer agreements for patients requiring more comprehensive care at a Level I or II trauma center

11.3 Trauma Center Access in Indiana



The following are within a 45-minute drive to a trauma center:

- 51% - land area
- 78% - population
- 89% - interstates

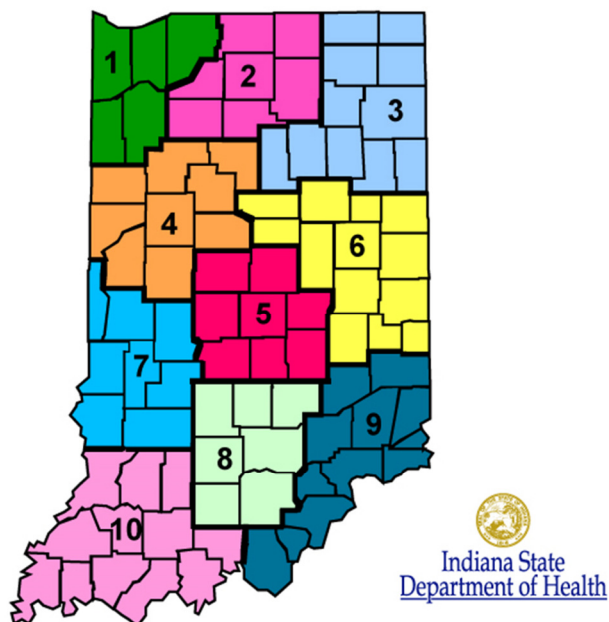


Indiana State
Department of Health

12 The Future of Indiana's Trauma System

12.1 Goals of the Trauma System

- Develop more ACS-verified trauma centers.
- Collect and analyze data on every trauma case in Indiana.
- Link EMS runs to Trauma incidents to Rehabilitation data to evaluate continuum of trauma patient care.
- Develop a Statewide Plan that covers:
 - Trauma Registry.
 - Injury Prevention.
 - System-wide issues.
 - Miscellaneous issues.
- Promulgate a Designation Rule that will go hand-in-hand with the national verification requirements.
- Identify the role of Community paramedicine in Indiana.
- Roll out the Blue Sky project: the ability to automatically transmit trauma data between the provider's server and the ISDH server that houses the trauma registry.
- Coordinate conference events, such as the Injury Prevention Conference and Annual EMS Medical Director's Conference, which increases the knowledge and expertise of Indiana's workforce.
- Provide and support trauma education opportunities throughout the state for prehospital, hospital, and rehabilitation workforce.
- Prevent injuries in Indiana through collaborative efforts in leadership, education and policy, with a vision of an injury-free Indiana.
- Develop the regional trauma system that feeds into the state trauma system. These are the 10 regional trauma systems (identical to the public health preparedness districts).



References

1. World Health Organization (WHO), 2010: <http://www.who.int>
2. American College of Surgeons – Committee on Trauma – Rural Trauma Team Development Course: <http://www.facs.org/trauma/rttdc>
3. ISDH Epidemiology Resource Center - Vital records: Mortality Data.
4. ISDH Epidemiology Resource Center - Indiana Hospital Discharge Data Files.
5. MacKenzie EJ, Rivara FP, Jurkovich GJ, et al. A national Evaluation of the effect of trauma-center care on mortality. *N Engl J Med* 2006; 354:366-378
6. Sasser, S., Hunt, R., Sullivent, E., et al. Guidelines for Field Triage of Injured Patients Recommendations of the National Expert Panel on Field Triage. *MMWR*. January 23, 2009 / 58(RR01); 1-35.
7. CDC Injury Center – Leading Causes of Death: http://www.cdc.gov/injury/overview/leading_cod.html
8. NCIPC: Web-based Injury Statistics Query and Reporting System (WISQARS) <http://www.cdc.gov/injury/wisqars>
9. Finkelstein EA, Corso PS, Miller TR, Associates. Incidence and Economic Burden of Injuries in the United States. New York, NY: Oxford University Press; 2006.
10. Haddon, W. (1973) Energy damage and the 10 countermeasure Strategies. *Journal of Trauma*.13:321-31
11. CDC Field Triage Decision Scheme. http://www.cdc.gov/fieldtriage/pdf/decisionscheme_poster_a.pdf
12. Indiana Department of Homeland Security “Indiana Trauma Field Triage and Transport Destination Protocol Template”. http://www.in.gov/dhs/files/Indiana_Trauma_Field_Triage_and_Transport_Destination_Protocol.pdf
13. Page 25, Resources for Optimal Care of the Injured Patient, 2014, American College of Surgeons – Committee on Trauma
14. Page 28, Resources for Optimal Care of the Injured Patient, 2014, American College of Surgeons – Committee on Trauma
15. Page 9, U.S. Department of Health and Human Services. Health Resources and Services Administration. Model Trauma System Planning and Evaluation.
16. Page 16, U.S. Department of Health and Human Services. Health Resources and Services Administration. Model Trauma System Planning and Evaluation.
17. MacKenzie EJ et al. A national evaluation of the effect of trauma-center care on mortality. 4, s.l. : *N Engl J med*, 2006, vol. 354, pp.366-78.
18. Mann NC et al. A systematic review of published evidence regarding trauma system effectiveness. 3 Suppl, s.l. : *J trauma*, 1999, vol. 47, pp. S25-33.