

INFANT MORTALITY

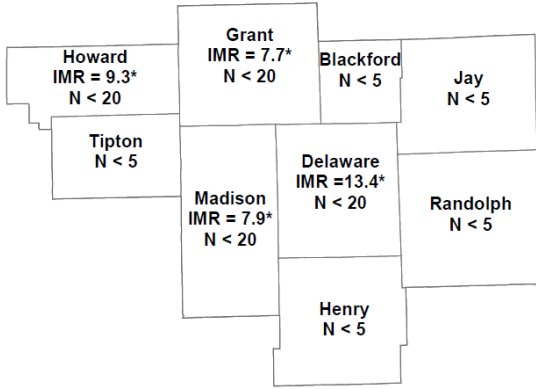
Eastern Hospital Region 2017

For more information on infant mortality in your area, please see the Indiana State Department of Health Mortality Report, Tables 2 and 8 (<http://www.in.gov/isdh/reports/mortality/2017/index.html>)

INFANT MORTALITY FACTS

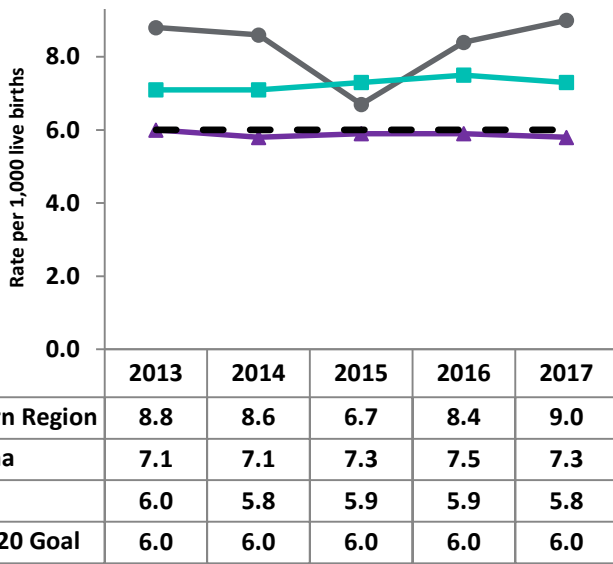
- Infant mortality is defined as the death of a baby before his or her first birthday
- The infant mortality rate (IMR) is the number of babies who die in the first year of life, per 1,000 live births
- Of the 602 Indiana infant deaths in 2017, 50 occurred in the Eastern Hospital Region
- Black infants are 2.6 times more likely to die than white infants in Indiana

Eastern District IMR = 9.0
N = 50

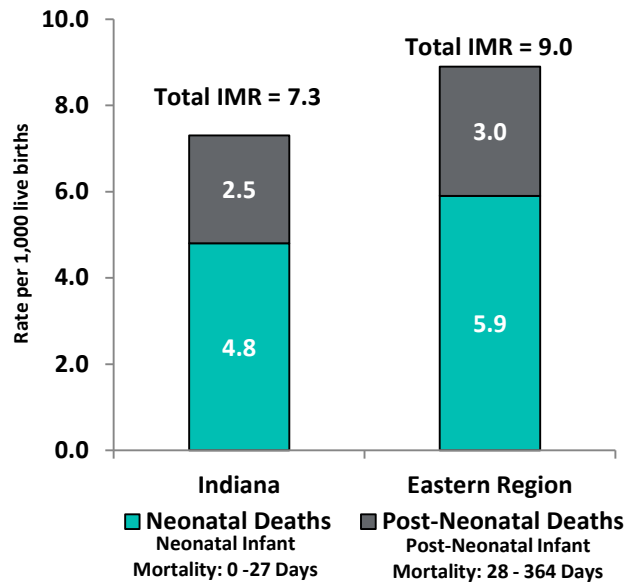


* Numerator less than 20, the rate is unstable. We do not recommend comparing unstable rates.
Note: Rates have been suppressed if numerator is less than 5, including zero.

Infant Mortality Rates 2013 - 2017



Infant Mortality Rates by Age at Death

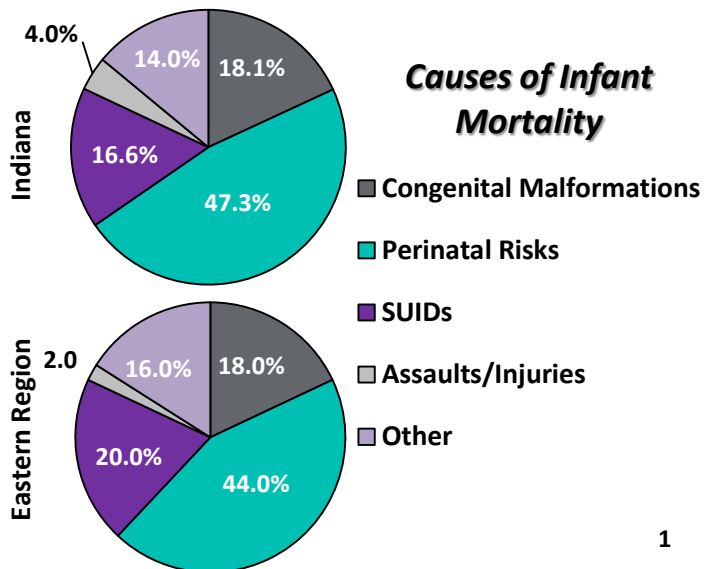


Note: Age specific mortality rates may not exactly equal overall infant mortality rate due to rounding.

PRACTICES TO REDUCE INFANT MORTALITY

- Improve overall health for women of child-bearing age
- Promote early & adequate prenatal care
- Decrease early elective deliveries before 39 weeks
- Decrease prenatal smoking & substance abuse
- Increase breastfeeding duration & exclusivity
- Support birth spacing & interconception wellness
- Promote the ABC's of safe sleep: place baby to sleep alone, on his or her back, in a crib

Causes of Infant Mortality



BIRTH OUTCOME INDICATORS

Eastern Hospital Region 2017

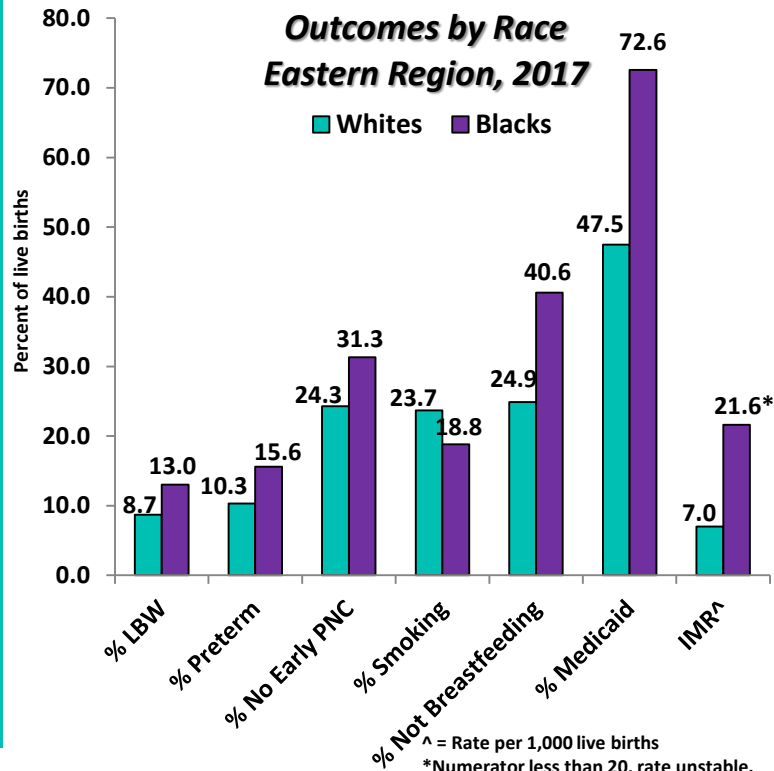
For more information on birth outcomes in your area, please see the Indiana State Department of Health Natality Report, Table 32 (<http://www.in.gov/isdh/reports/natality/2017/index.html>)

INDIANA QUICK FACTS

- Smoking rates among pregnant women continue to be much higher than the national rate
- Almost 1/3 of pregnant women do not receive early PNC
- Black women in Indiana are more likely to have a LBW or preterm baby & not get early PNC
- White women in Indiana are more likely to smoke during pregnancy

EASTERN REGION QUICK FACTS

- There were 5, 576 births in the Eastern Region
- Higher percentage of low birthweight births when compared to Indiana
- Higher percentage of women receiving PNC in the first trimester
- Higher percentage of women smoking during pregnancy
- Lower percentage of women breastfeeding at discharge



LBW = Low Birthweight PNC = Prenatal Care IMR = Infant Mortality Rate

	% LBW (<2,500 G)	% PRETERM (<37 WKS GESTATION)	% NO EARLY PNC (1 ST TRIMESTER)	% SMOKING	% NOT BREASTFEEDING	% MOTHER ON MEDICAID
BLACKFORD	8.0*	12.8*	24.8	40.0 ^S	32.8	56.8
DELAWARE	9.1	11.0	20.2 ^S	22.6 ^S	24.4 ^S	49.7 ^S
GRANT	10.0	11.8	24.7	31.2 ^S	28.7 ^S	60.6 ^S
HENRY	9.1	11.3	27.3	24.7 ^S	20.2	47.3
HOWARD	9.8	10.2	29.5	20.8 ^S	34.1 ^S	45.7
JAY	6.9	6.6*	35.4	16.0	19.1	36.8
MADISON	9.4	11.7	22.1 ^S	20.1 ^S	24.7 ^S	52.2 ^S
RANDOLPH	7.9	9.9	26.4	22.6 ^S	24.7 ^S	46.2
TIPTON	6.1*	7.5*	28.6	16.3	19.0	26.5 ^S
EASTERN REGION	9.2	10.8	24.9	22.9	26.2	49.7
INDIANA	8.3	9.9	31.4	13.5	18.1	41.0

* = Unstable rate due to fewer than 20 birth outcomes.

S = Significantly different from state.