

**Indiana Injury Prevention
Advisory Council
&
Indiana Violent Death Reporting
System Advisory Council
Webcast**

July 15, 2016

Submit your questions to:

indianatrauma@isdh.in.gov




Indiana State
Department of Health

2016 meeting dates

- 3rd Friday of the month
 - 1 p.m.-3 p.m. EST in Rice Auditorium
 - September 16
 - November 18



CDC Updates



Indiana State
Department of Health

47

Email Questions: indianatrauma@isdh.in.gov


2016 Reverse Site Visit



Software Updates

- Annual Update coming this August
- Tentative changes:
 - Inclusion of more suspect variables
 - Alcohol Use
 - Recent release from institution
 - Suspect had developmental disability
 - Add options for “source of Carbon Monoxide
 - More TBD

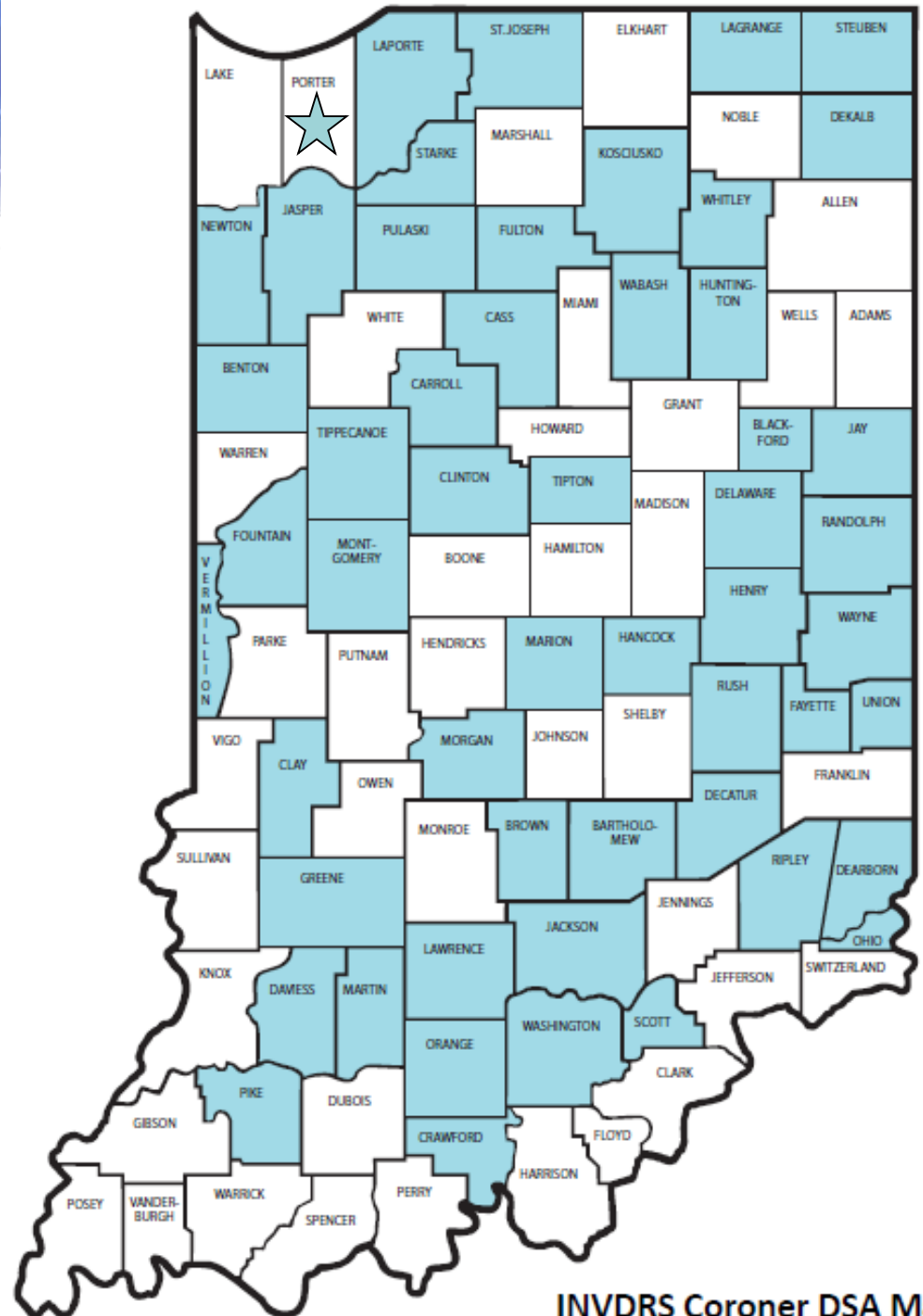
Data Provider Update



Indiana State
Department of Health

Coroners

- 54 signed data sharing agreements
- 3 counties declining to fully participate
 - Lake
 - Allen
 - Vanderburgh



INVDRS Coroner DSA Map

Coroner Records

Requested

- 665 records
- Including all records for 2015 from the pilot counties

Received


- Over 460 records

Abstracted

- 375 records
- All 2015 deaths in the pilot counties from January-June

Law Enforcement

- 293 DSAs
- At least one department in every county except White and Wayne
- Working to get IMPD onboard



Indiana State
Department of Health

53

Email Questions: indianatrauma@isdh.in.gov

Law Enforcement Records

Requested

- 1,186 records

Received

- Over 850 records


Abstracted

- 210 records



Data Collection Updates

All data is preliminary



Indiana State
Department of Health

55

Email Questions: indianatrauma@isdh.in.gov



Data Year—2015

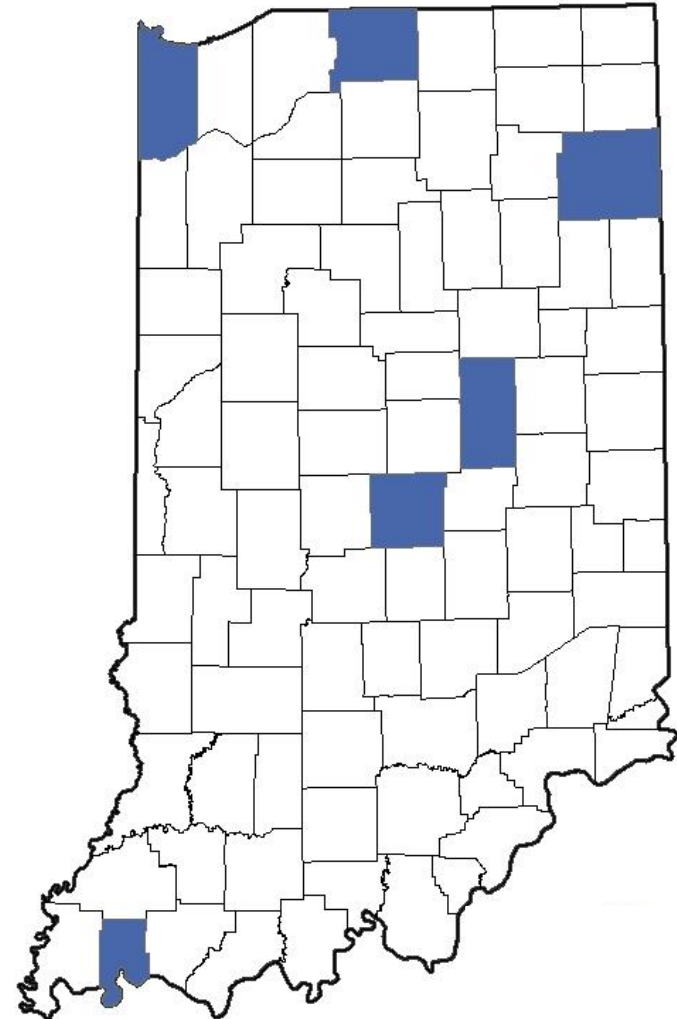
Death Certificates-2015

- 1547 cases statewide (as of June 2016)
 - 971 Suicides (63%)
 - 397 Homicides (26%)
 - 155 Undetermined (10%)
 - 24 Accidental or Natural (1%)

*preliminary
numbers

Death Certificates

- Pilot Counties
 - 49% of all cases (762)
 - 41% of all suicides (402)
 - 78% of all homicides (310)



*preliminary
numbers

Death Certificates

	All Pilot	Marion	Lake	Allen	St. Joseph	Vanderburgh	Madison
Total	762	356	151	101	74	50	30
Suicide	402	161	69	62	45	40	25
Homicide	310	166	77	34	22	10	*

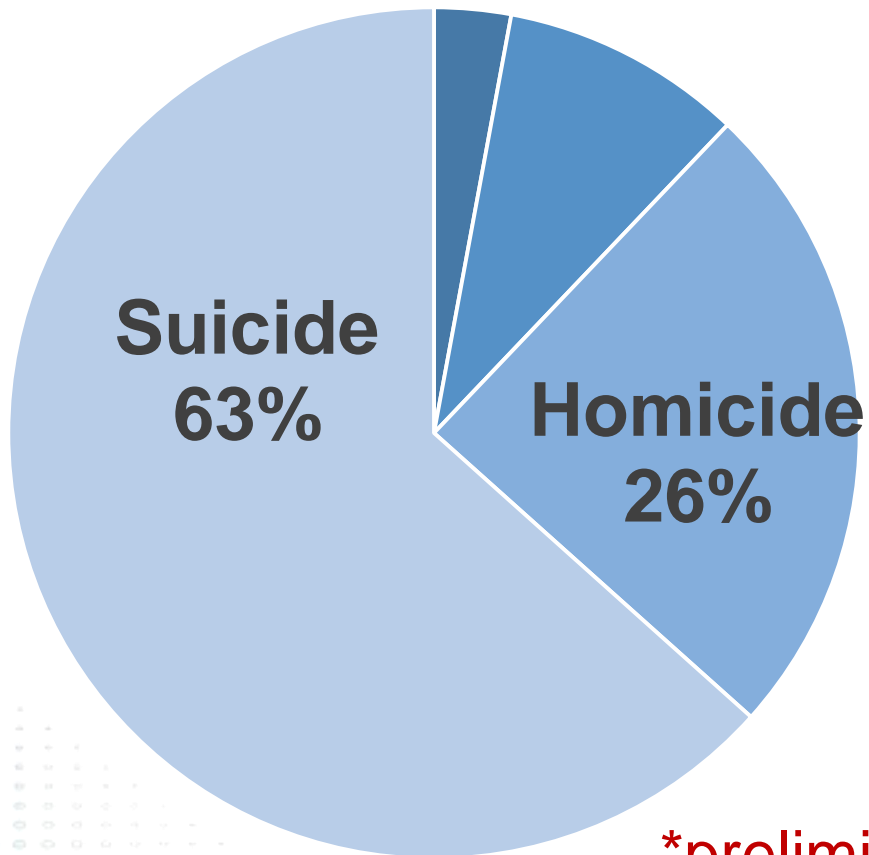


***preliminary numbers**



Indiana State
Department of Health

Manner of Death Statewide



Manner of Death Pilot Counties

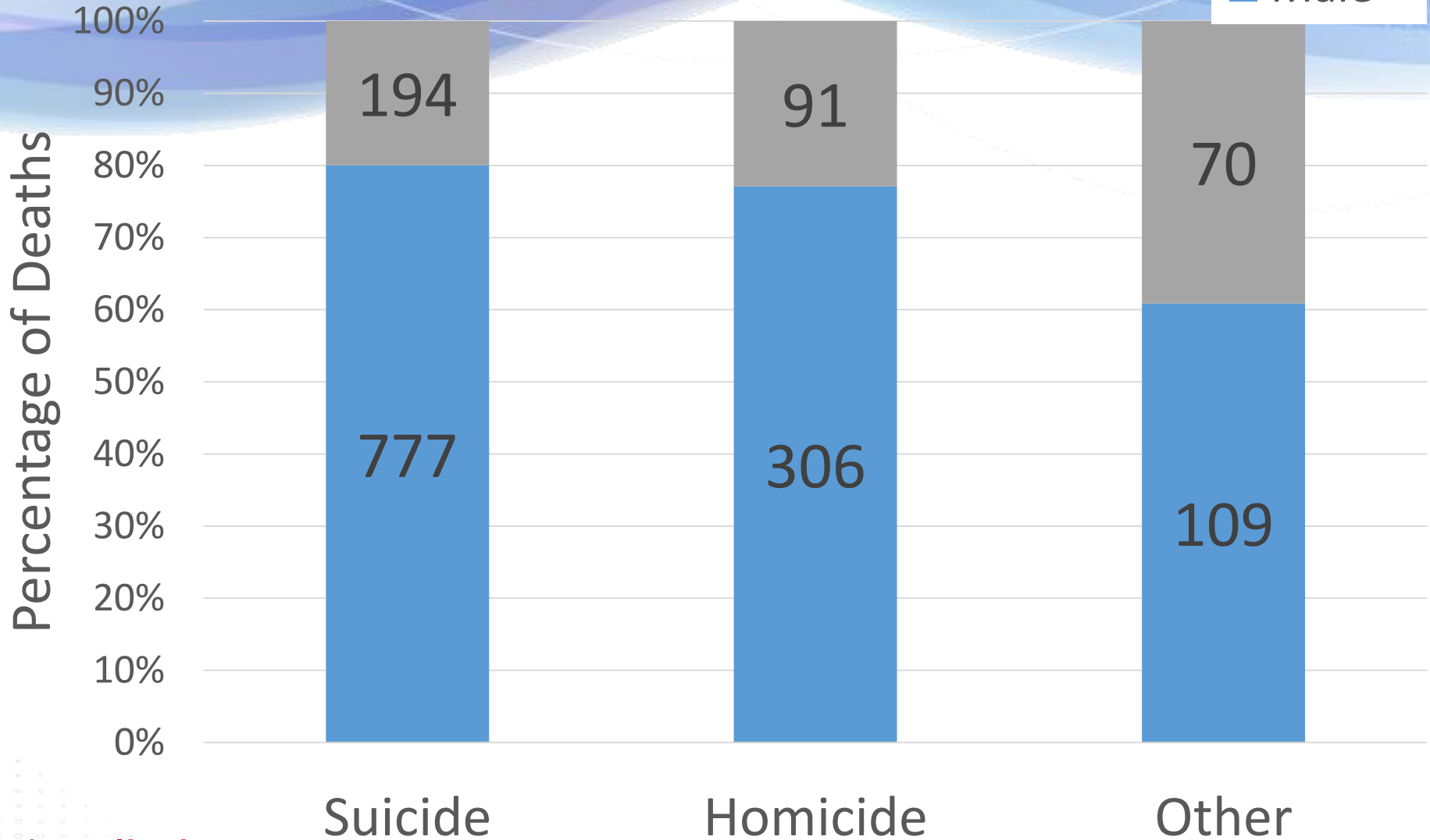


***preliminary
numbers**

Email Questions: indianatrauma@isdh.in.gov

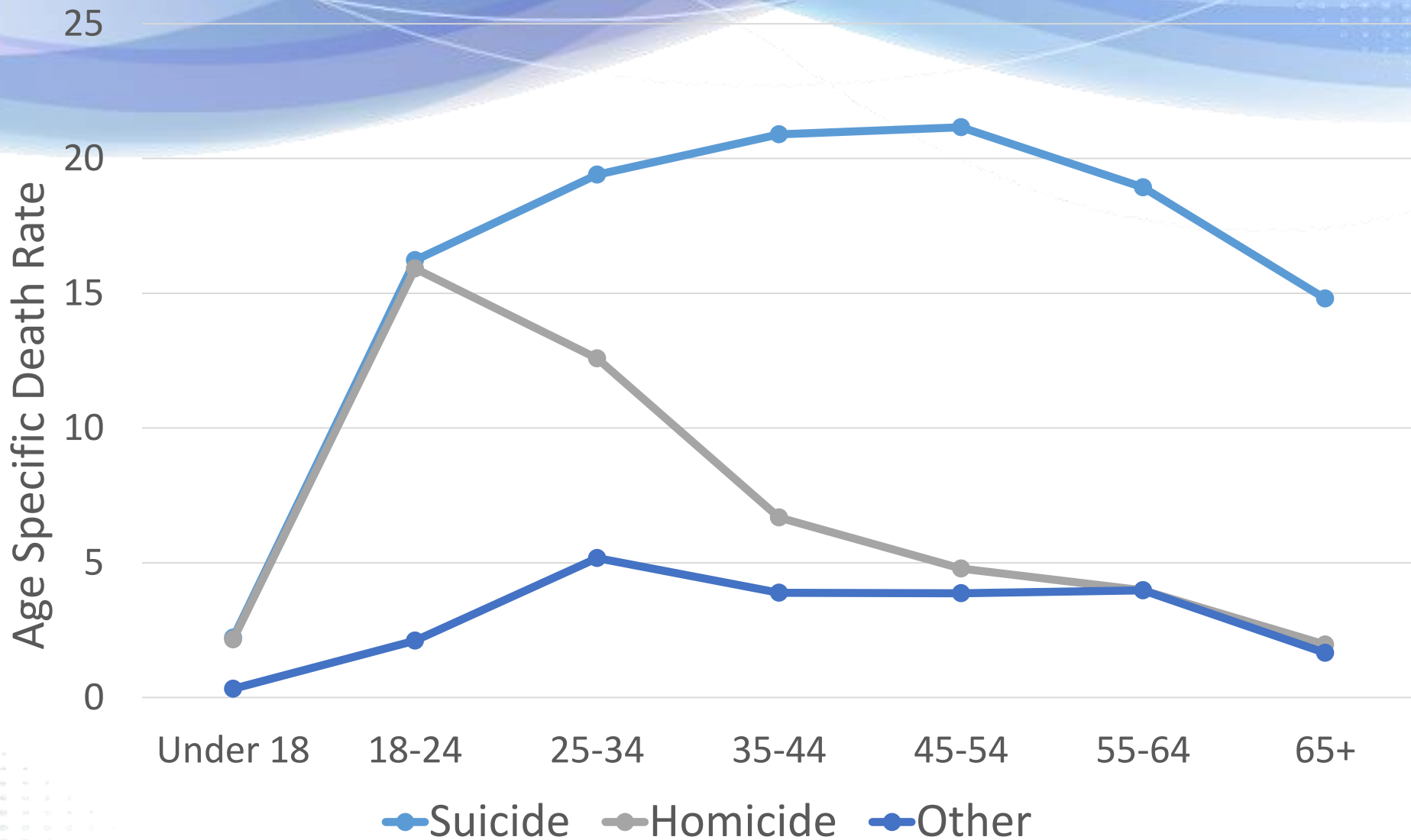
Manner of Death by Sex

Female
Male



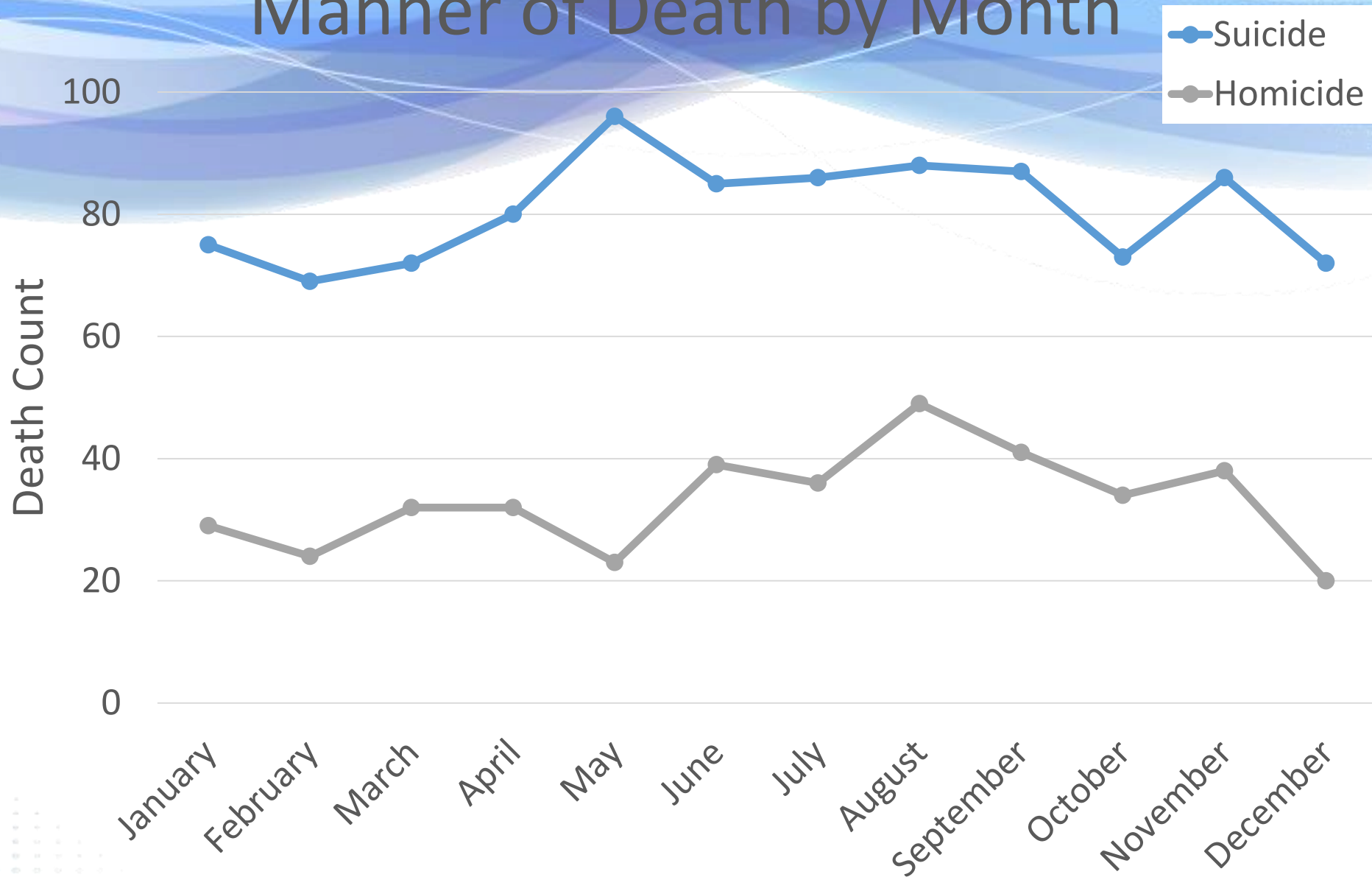
*preliminary
numbers

Manner of Death by Age Group



*preliminary
numbers

Manner of Death by Month



*preliminary
numbers

Suicide Crude Rates

	2010	2011	2012	2013	2014	2015
Overall	13.4	13.4	14.3	14.3	14.3	14.7
Males	21.1	21.3	23.3	23.3	23.3	23.8
Females	5.8	6.0	5.7	5.7	5.7	5.8

**2010-2014 Rates via CDC Wonder

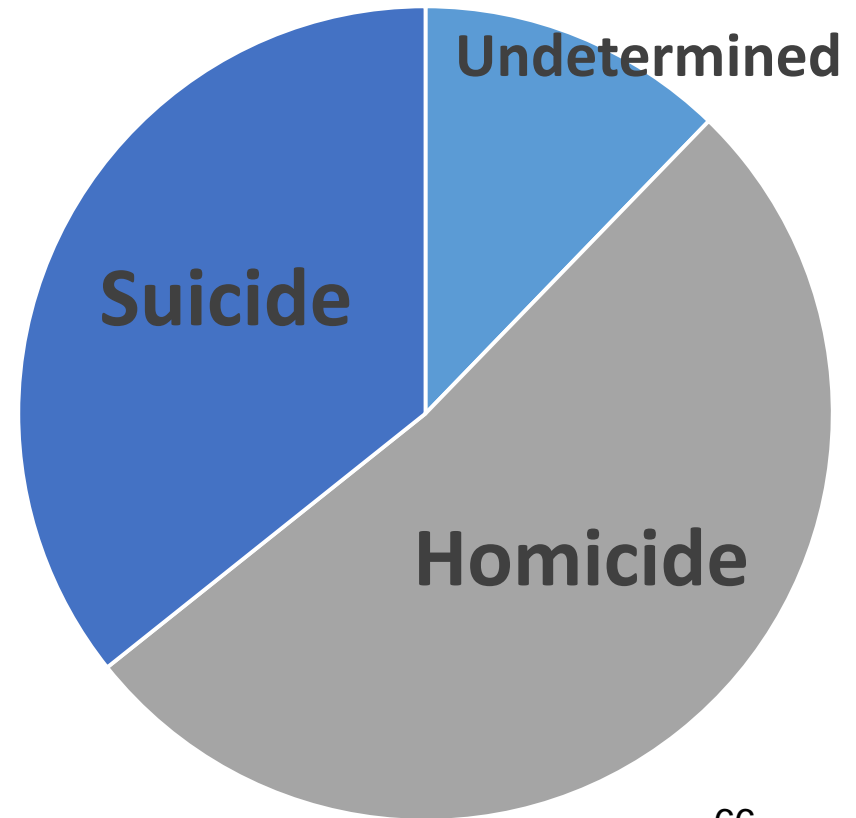
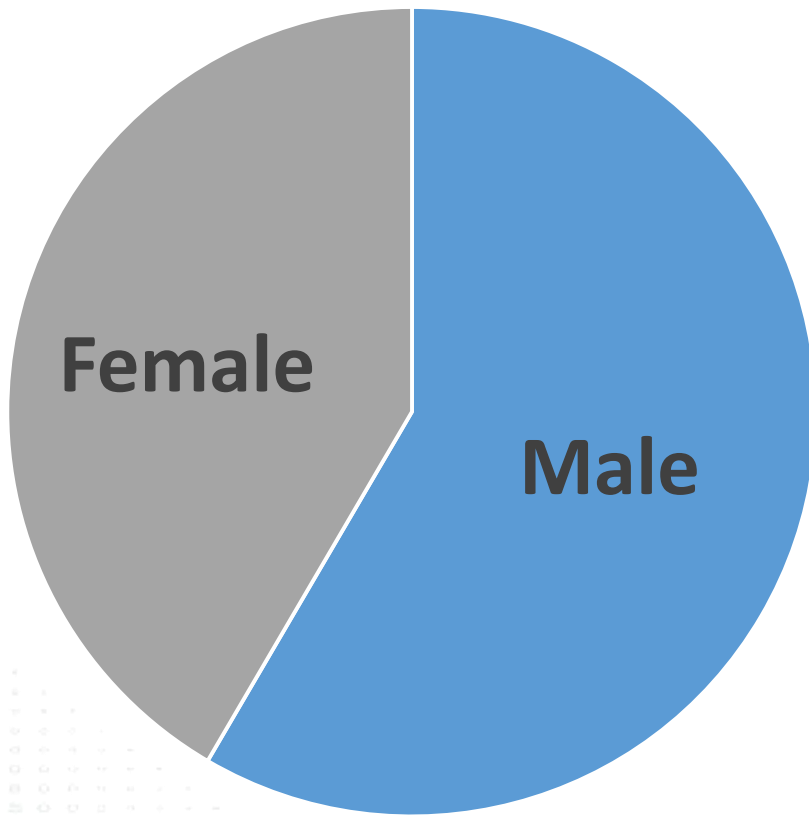
Email Questions: indianatrauma@isdh.in.gov

Homicide Crude Rates

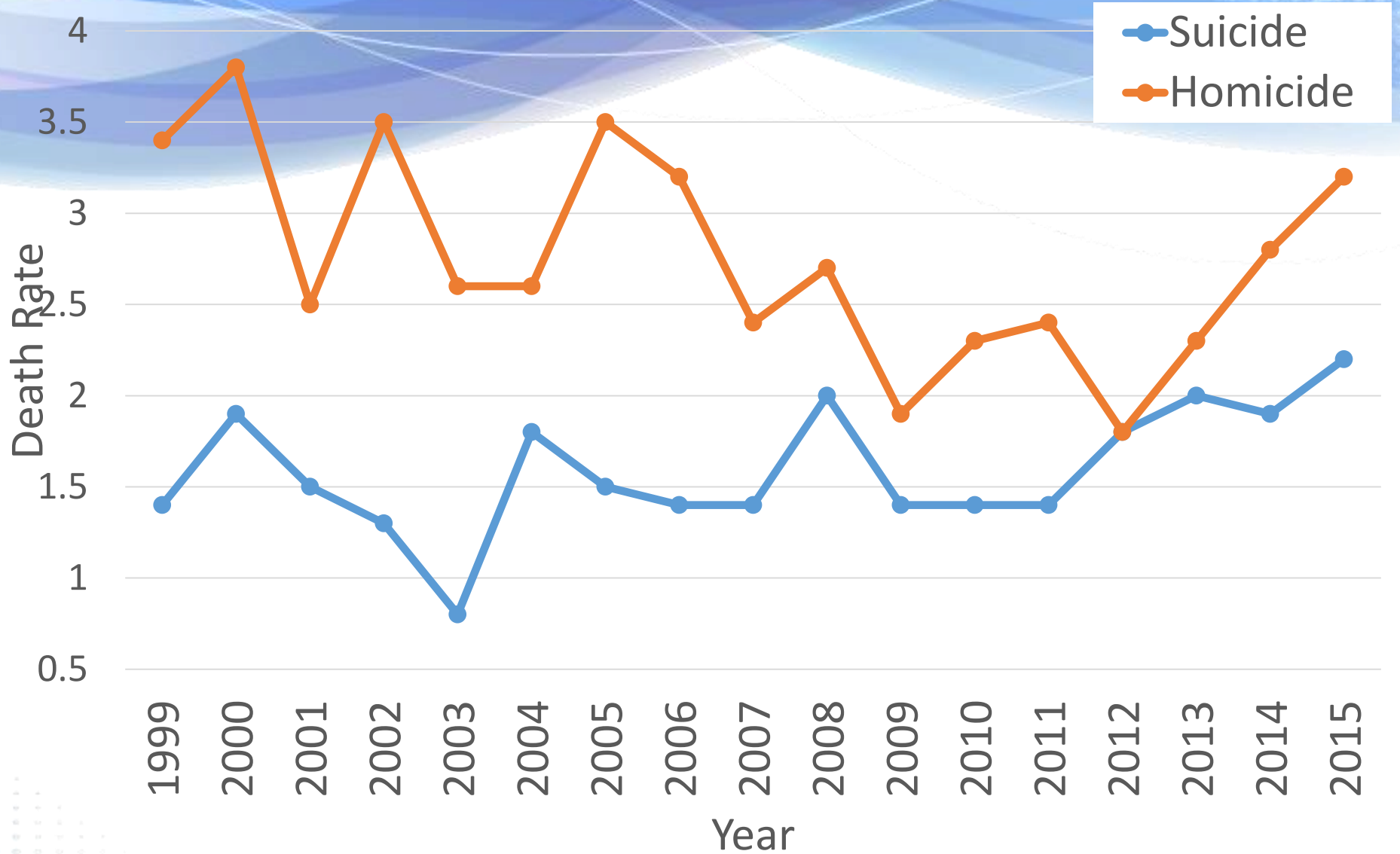
	2010	2011	2012	2013	2014	2015
Overall	4.9	4.8	5.3	6.1	5.5	6.0
Males	7.7	7.3	8.1	9.6	8.9	9.4
Females	2.1	2.4	2.5	2.6	2.2	2.7

Child Deaths-2015

- 98 violent deaths of individuals <18



Child Deaths Over Time






Data Year—2016

All data is preliminary

Death Certificates-2016

- 651 cases statewide (as of June 2016)
 - 422 Suicides (65%)
 - 153 Homicides (23%)
 - 64 Undetermined (10%)
 - 12 Accidental or Natural (2%)

What else would you like to see?



Indiana State
Department of Health

70

Email Questions: indianatrauma@isdh.in.gov

Call to Action

- Send interested parties to ISDH Division of Trauma and Injury Prevention
 - INVDRS@isdh.in.gov
 - INVDRS Epidemiologist
Rachel Kenny
317-233-8197
rkenny@isdh.in.gov