



Weekly Influenza Report

Week 2

Report Date: Friday, January 22, 2021

The purpose of this report is to describe the spread and prevalence of influenza-like illness (ILI) in Indiana. It is meant to provide local health departments, hospital administrators, health professionals and residents with a general understanding of the burden of ILI. Data from several surveillance programs are analyzed to produce this report. Data are provisional and may change as additional information is received, reviewed and verified. For questions regarding the data presented in this report, please call the Indiana Department of Health (IDOH) Epidemiology Resource Center at 317-233-7125.

WEEKLY OVERVIEW

*Influenza-like Illness - Week Ending January 16th, 2021	
ILI Activity Code	Minimal
Percent of ILI reported by sentinel outpatient providers	0.92%
Percent of ILI reported by emergency department & urgent care chief complaints	0.91%
Percent positivity of influenza specimens tested at IDOH	0%
Number of influenza-associated deaths this season	3
Number of long-term care facility outbreaks this season	0

**The ongoing COVID-19 pandemic may impact Indiana's sentinel and syndromic ILI data. Reporting of ILI geographic distribution and school-wide outbreaks of influenza have been suspended for the duration of the 2020-2021 influenza season. ** Eighty-six electronic submitters were added to the ILINet sentinel surveillance program during MMWR Week 49. All 2020-2021 Influenza Reports have been updated to reflect the changes in the sentinel surveillance data.*



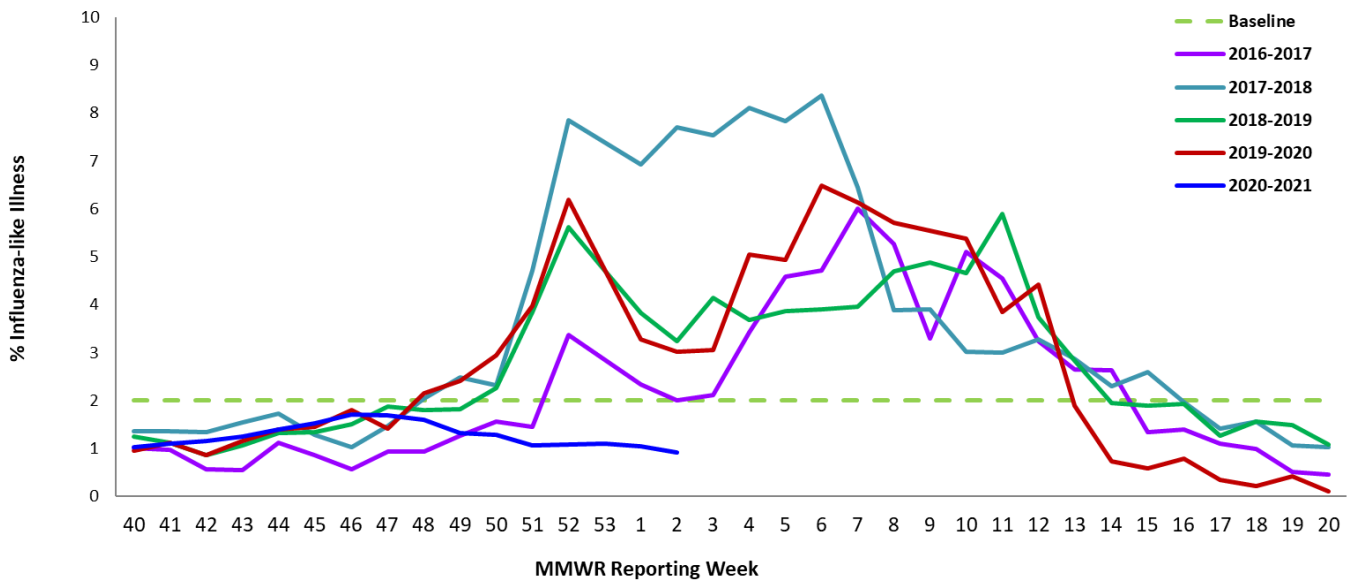
SENTINEL SURVEILLANCE SYSTEM

Data are obtained from sentinel outpatient providers participating in the U.S. Outpatient Influenza-like Illness Surveillance Network (ILINet). Data are reported on a weekly basis for the previous Morbidity and Mortality Weekly Report (MMWR) Week by the sentinel sites and are subject to change as sites back-report or update previously submitted weekly data. The COVID-19 pandemic may affect healthcare seeking behavior which in turn may impact Indiana’s sentinel ILI data

Percent of ILI Reported by Type of Sentinel Outpatient Facility, Indiana, 2020-2021 Season			
MMWR Week	All Reporters %ILI (n)	Universities %ILI (n)	Non-Universities %ILI (n)
2	0.92% (101)	0.37% (5)	0.95% (96)
1	1.05% (105)	1.97% (8)	1.04% (97)
53	1.10% (105)	0% (7)	1.10% (98)

Percent of ILI Reported by Age Category in Sentinel Outpatient Facilities, Indiana, 2020-2021 Season		
Age Category, years	Total Number of ILI, Week 2	Percent of ILI, Week 2
0-4	67	16.3%
5-24	85	20.7%
25-49	135	32.8%
50-64	79	19.2%
65+	45	10.9%
Total	411	100%

Percent of Patients with Influenza-like Illness (ILI) in Provider Clinics, Indiana, 2020-2021



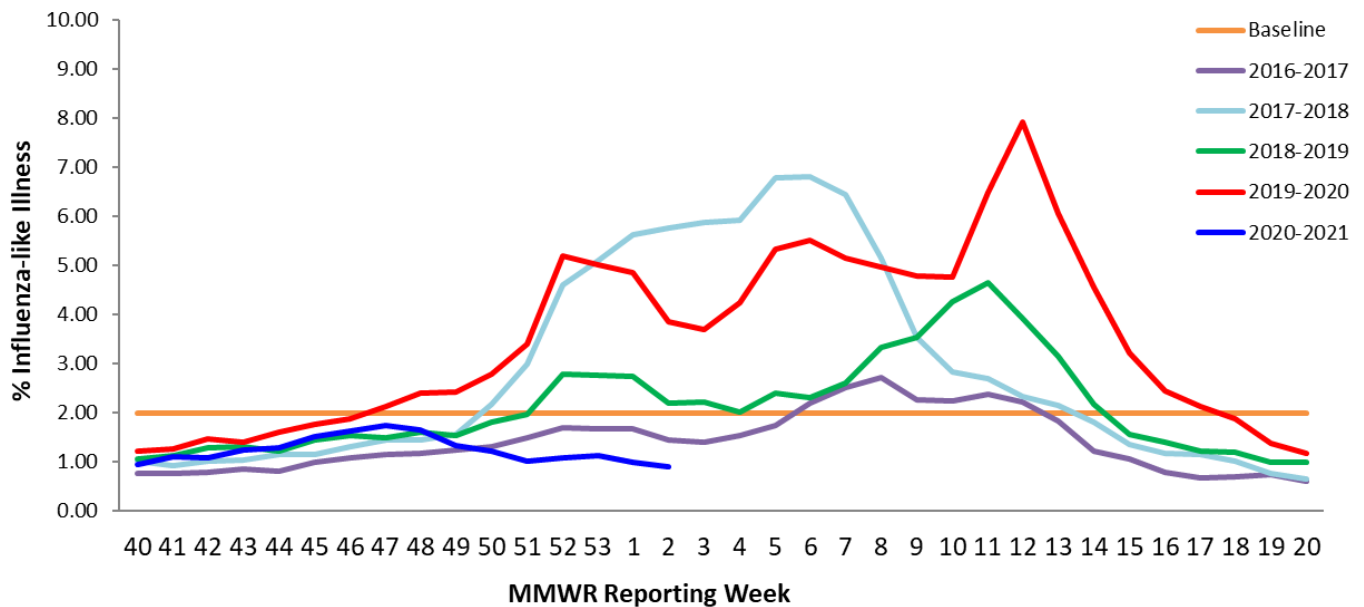


SYNDROMIC SURVEILLANCE SYSTEM

Data are obtained from hospital emergency department chief complaint data through the Indiana Public Health Emergency Surveillance System (PHESS). Data are reported on a weekly basis for the previous Morbidity and Mortality Weekly Report (MMWR) Week and are subject to change as hospitals back-report or update previously submitted weekly data. The COVID-19 pandemic may affect healthcare seeking behavior which in turn may impact Indiana’s syndromic ILI data

Percent of ILI Reported in Emergency Departments & Urgent Cares by District, Indiana, 2020-2021 Season		
	Previous MMWR Week	Current MMWR Week
Indiana	1.00	0.91
District 1	0.81	0.56
District 2	1.01	0.83
District 3	0.33	0.30
District 4	1.74	1.41
District 5	1.06	1.11
District 6	1.61	1.39
District 7	0.65	0.40
District 8	1.21	0.74
District 9	1.91	1.92
District 10	0.53	0.66

Percent of Patients with Influenza-Like Illness (ILI) Chief Complaint in Emergency Departments & Urgent Cares, Indiana, 2020-2021





INFLUENZA-ASSOCIATED MORTALITY

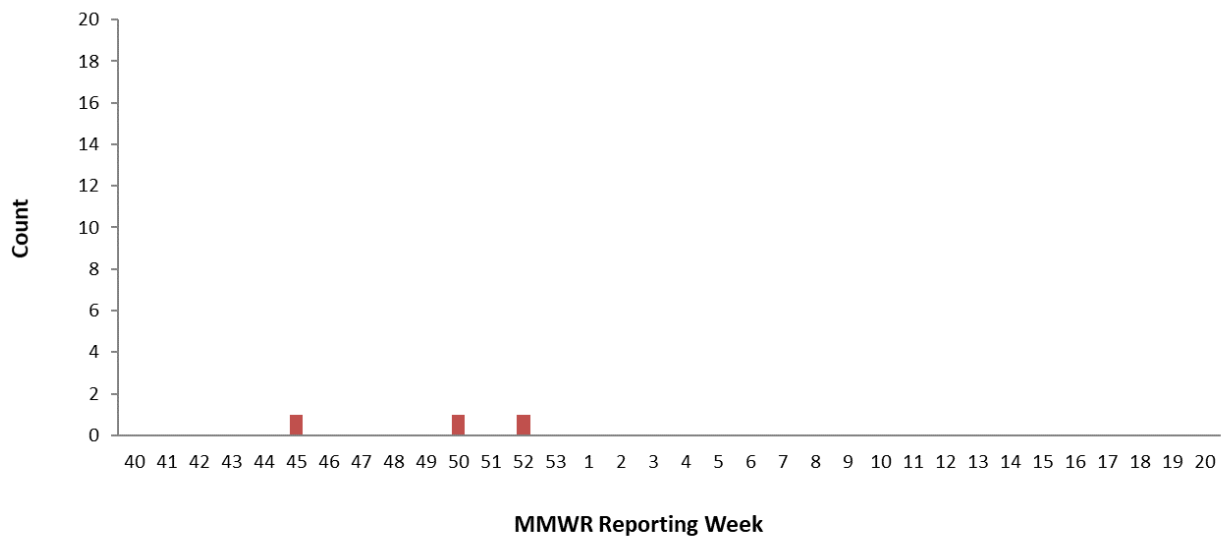
Data are obtained from the National Electronic Disease Surveillance System Base System (NBS). Influenza-associated deaths are reportable within 72 hours of knowledge; however, not all cases are reported in a timely manner so data in this report are subject to change as additional cases are back-reported.

Number of Influenza-Associated Deaths for All Ages*, Indiana, 2020-2021 Season	
Age Category, years	Season Total
0-4	0
5-24	0
25-49	0
50-64	1
65+	2
Total	3

**Due to changes in the reporting rule as of 12/2015, influenza-associated deaths are reportable if either laboratory confirmed or listed as cause of death on death certificate. Therefore, case counts are not directly comparable to previous seasons in which influenza-associated deaths were only reportable by laboratory confirmation.*

Counties with ≥5 Laboratory Confirmed Influenza-Associated Deaths for All Ages, 2020-2021 Season			
County	Season Total	County	Season Total
-	-	-	-
-	-	-	-

Number of Reported Influenza-Associated Deaths by Week of Death, All Ages, Indiana, 2020-2021





VIROLOGIC SURVEILLANCE

Circulating Influenza Viruses Detected by IDOH Laboratory*, Indiana, 2020-2021 Season				
PCR Result	Week 2		Season Total	
	Number	Percent of Specimens Received	Number	Percent of Specimens Received
2009 A/H1N1pdm virus	0	0%	0	0%
Influenza A/H3 seasonal virus	0	0%	0	0%
Influenza B Yamagata seasonal virus	0	0%	0	0%
Influenza B Victoria seasonal virus	0	0%	0	0%
Influenza B Virus, genotype pending	0	0%		
Influenza negative	1	100%	31	100%
Inconclusive	0	0%	0	0%
Unsatisfactory specimen†	0	0%	0	0%
Influenza A Unsubtypeable	0	0%	0	0%
Influenza Co-infection ^Δ	0	0%	0	0%
Total	1	100%	31	100%

*Data obtained from the IDOHL via specimens submitted from the IDOH Sentinel Influenza Surveillance System and IN Sentinel Laboratories.

†Unsatisfactory specimens include specimens that leaked in transit, were too long in transit, or were inappropriately labeled. ** Season total may include delayed specimens not included in weekly total.

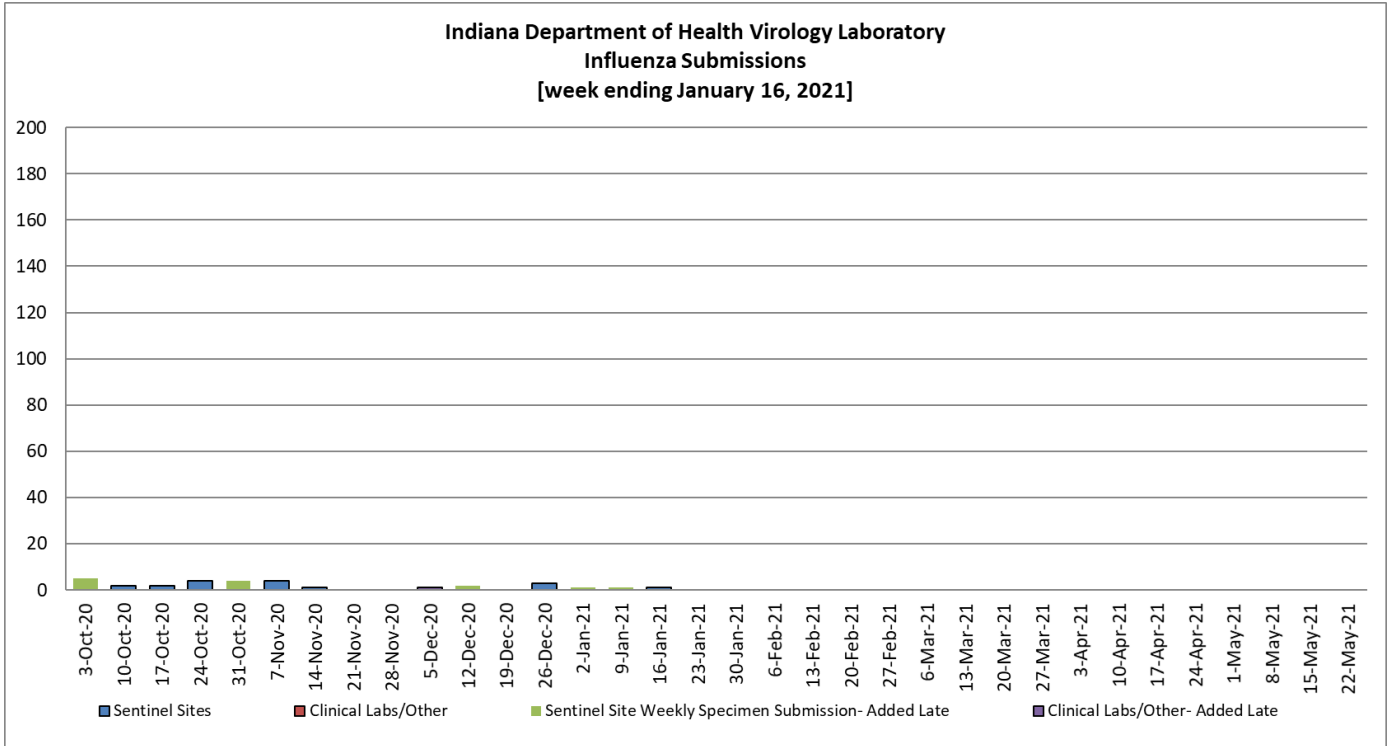
Circulating Non-Influenza Viruses Detected by the IDOH Laboratory, Indiana, 2020-2021 Season			
Result	Week 2	Season Total (Since 9/27/20)	Early Surveillance (8/30/20 - 9/26/20)
Adenovirus	0	0	0
Coronavirus 229E	0	0	0
Coronavirus HKU1	0	0	0
Coronavirus NL63	0	0	0
Coronavirus OC43	0	0	0
Enterovirus NOS	0	0	0
Enterovirus/Rhinovirus	0	0	0
Human Metapneumovirus	0	0	0
Parainfluenza 1 Virus	0	0	0
Parainfluenza 2 Virus	0	0	0
Parainfluenza 3 Virus	0	0	0
Parainfluenza 4 Virus	0	0	0
Rhinovirus	0	0	0
Respiratory Syncytial Virus	0	0	0
SARS-Coronavirus-2††	1	8	0
Total	1	8	0

††This number only includes a subset of SARS-CoV-2 specimens tested at IDOHL. These specimens are screened for both influenza and SARS-CoV-2.



**Indiana
Department
of
Health**

VIROLOGIC SURVEILLANCE (GRAPH)





Indiana
Department
of
Health

FLU REVIEW

Flu Resources

- Information regarding the weekly U.S Influenza surveillance report is available [here](#)
- Frequently asked questions for the [2020-2021 Season](#)
- Weekly US: Influenza Summary Update available [here](#)
- Influenza [communication resource center](#)
- [Influenza Vaccine](#) for the 2020-2021 Season
- Influenza information for Schools and Childcare Providers available at the [CDC](#)
- Influenza guidance for long-term care and post-acute care facilities available [here](#)
- IDOH long-term care facility healthcare personnel influenza [immunization toolkit](#)
- IDOH long-term care facility [outbreak toolkit](#)

Flu News and Related Studies

- Vaccine recommendations of the Advisory Committee on Immunization Practices for 2020-2021 influenza season available [here](#)
- CDC Seasonal Flu Vaccine Effectiveness Studies available [here](#)
- A multisite prospective longitudinal cohort [study](#) on influenza during pregnancy.

For Further Information

<http://www.in.gov/isdh/25462.htm>

<http://www.cdc.gov/flu/>