

Johnson and Johnson Janssen COVID-19 Vaccine Pocket Guide for Providers




March 2021

SHIPMENT

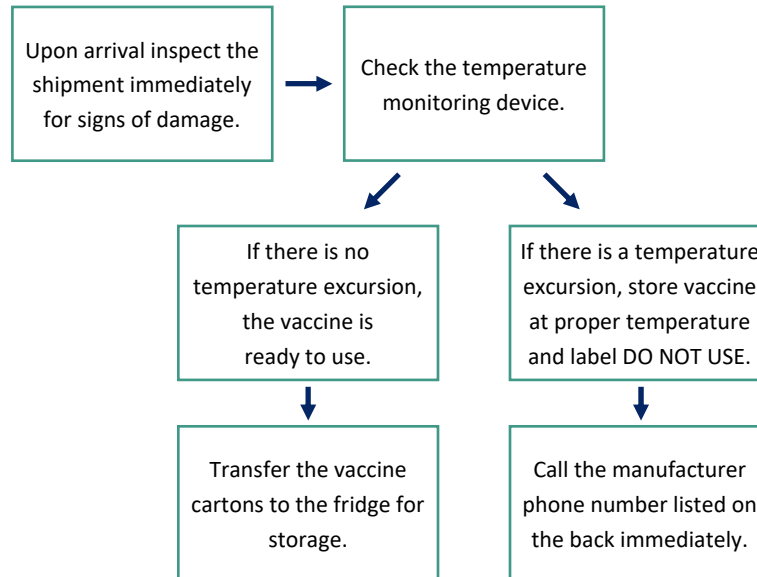
Where do the materials come from?

	Source
Vaccine Frozen Multidose Vials	McKesson
Ancillary Kit For Administering	McKesson

 Sites will need to provide their own temperature monitoring device to monitor storage temperatures.

Upon Arrival of the Vaccine

- Arrives refrigerated at 2°C to 8°C (36°F to 46°F)
- 5 doses per vial
- 10 vials in each carton (50 doses)
- 48 cartons per shipper (2,400 doses)
- Vaccine Carton dimensions are 3.66" x 3.66" x 2.15"

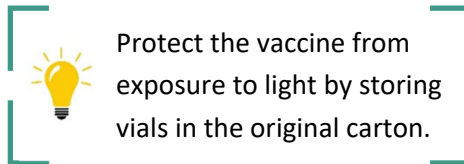


SHIPMENT

STORAGE & HANDLING

The vials are initially frozen by the manufacturer and then shipped at 2°C to 8°C (36°F to 46°F). If vials arrive frozen, thaw before use.

Do not store frozen.



1. Refrigerator

- Store vials at 2°C to 8°C (36°F to 46°F).
- Store punctured vials at 2°C to 8°C (36°F to 46°F) for a maximum of six (6) hours.
- Discard any punctured vials after six (6) hours. Dispose of any vials with unused vaccine as medical waste.



2. Room Temperature

- Unpunctured vials may be stored at 9°C to 25°C (47°F to 77°F) for up to 12 hours.
- Punctured vials can be stored at room temperature for up to 2 hours.

Temperature Monitoring Guidelines

1: Check and record the min/max temperatures of the storage units each day using a temperature monitoring device.

2: If your temperature monitoring device does not automatically record min/max temperatures, record the temperature at the start and end of each workday.

STORAGE & HANDLING






VACCINE PREPARATION

If vaccine arrives frozen, there are **two options** for thawing vials:

Option 1

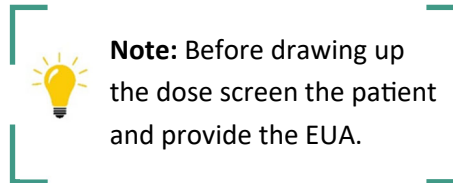
1. Transfer vials to refrigerator and thaw at 2°C to 8°C (36°F to 46°F).
2. Vials may be stored in refrigerator at 2°C to 8°C (36°F to 46°F).

Option 2

1. Thaw at room temperature 9°C to 25°C (47°F to 77°F) if using immediately.
 2. A carton of 10 vials will take 2 hours to thaw.
 3. An individual vial will take 1 hour to thaw.
- 

Please prepare the following supplies needed **per 1 Vial Johnson and Johnson COVID- 19 Vaccine** (5 0.5mL doses/vial):

- 5 dosing syringes/needles (1mL syringe/ IM injection needle)
- Alcohol swabs, gloves, appropriate PPE as needed



VACCINE PREPARATION

VACCINE ADMINISTRATION

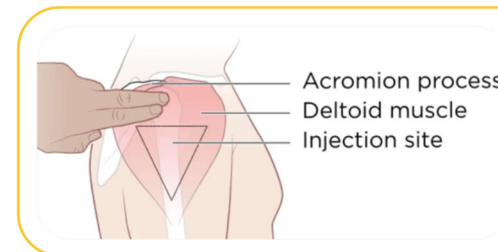
Before Administration

- Visually inspect each dose in the dosing syringe prior to administration. The vaccine is a colorless to slightly yellow, clear to very opalescent suspension. Do not administer if there are particulates or discoloration.
- Verify the final dosing volume of 0.5mL.
- Swirl the vaccine vial gently between doses. Do not shake.

Image source: Intramuscular Injection Sites. Healthline. Medically reviewed by Deborah Weatherspoon, Ph.D., R.N., CRNA. Written by Jacquelyn Cafasso. Updated on March 7, 2019. Retrieved from <https://www.healthline.com/health/intramuscular-injection>

During Administration

- Administer a single 0.5mL dose.
- Use appropriate gauge needle for body type (23-25 gauge).
- Administer intramuscularly in the deltoid muscle.



After Administration

- Discard all used materials in appropriate medical waste receptacles/sharps containers.
- Provide COVID-19 vaccine record card to patient noting the date and time for second dose.
- Monitor patient for 15 minutes and report any adverse reaction to VAERS.



No second dose is needed for the Johnson and Johnson COVID-19 Vaccine; it is a single dose series.

VACCINE ADMINISTRATION

Vaccinator Training:

LMS:Invest at <https://chirp.in.gov> or www.in.gov/isdh/17094.htm

Vaccinator Questions:

<https://eportal.isdh.in.gov/C19VaxHelpDeskCustomer>

Manufacturer Questions:

Contact Johnson and Johnson at 1-800-565-4008

Johnson and Johnson (Janssen) COVID-19 Vaccine Website:

<https://www.janssencovid19vaccine.com/hcp.html>



March 2021