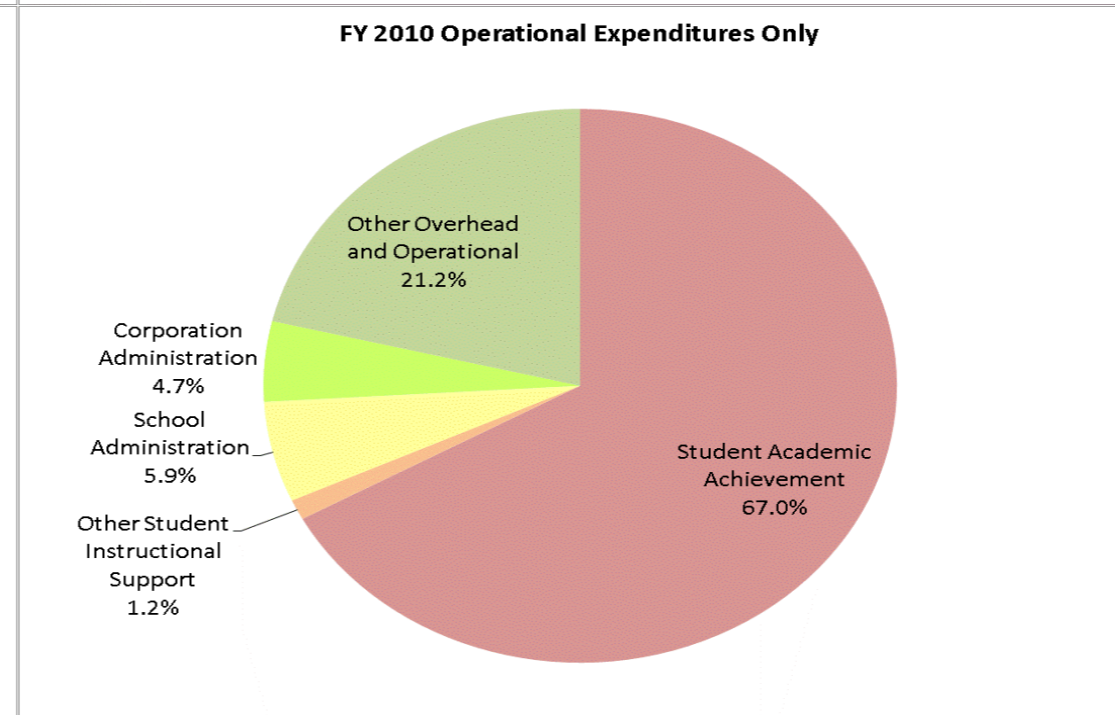
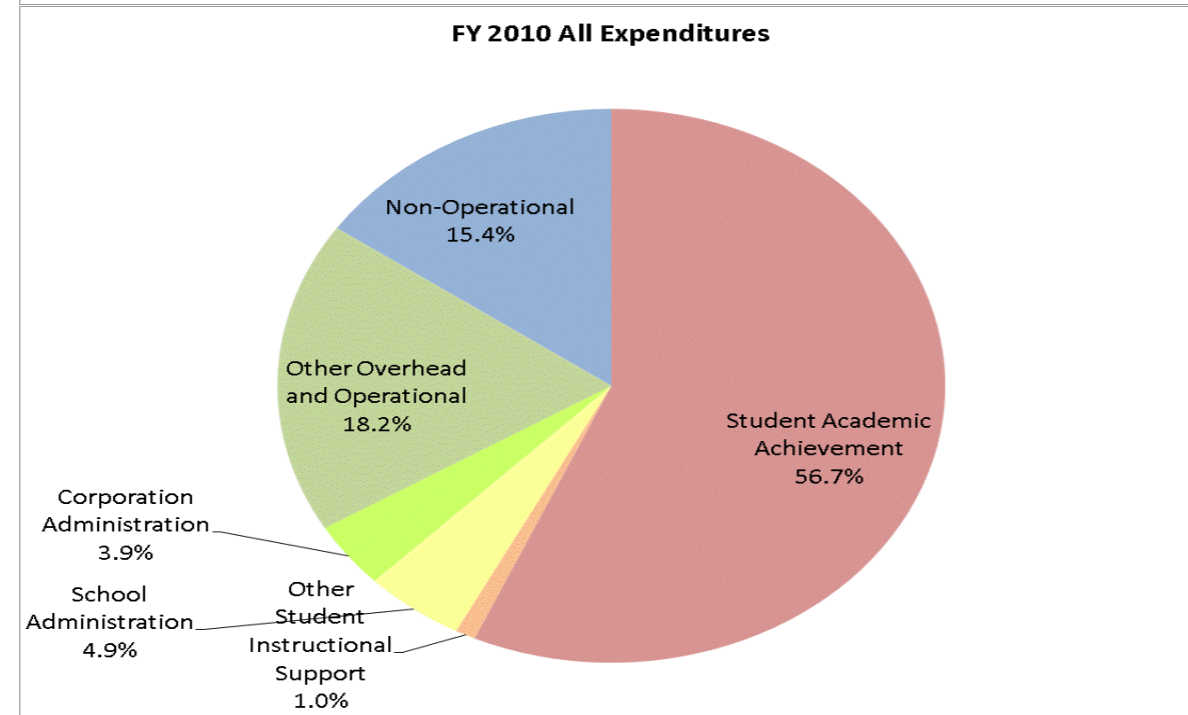
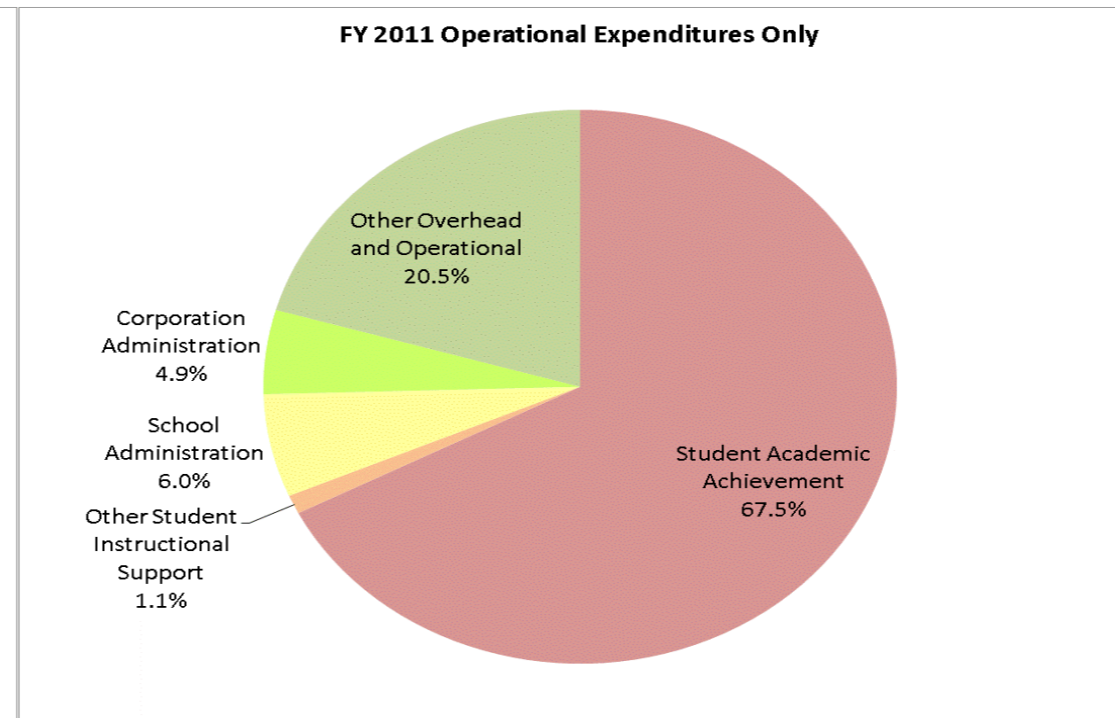
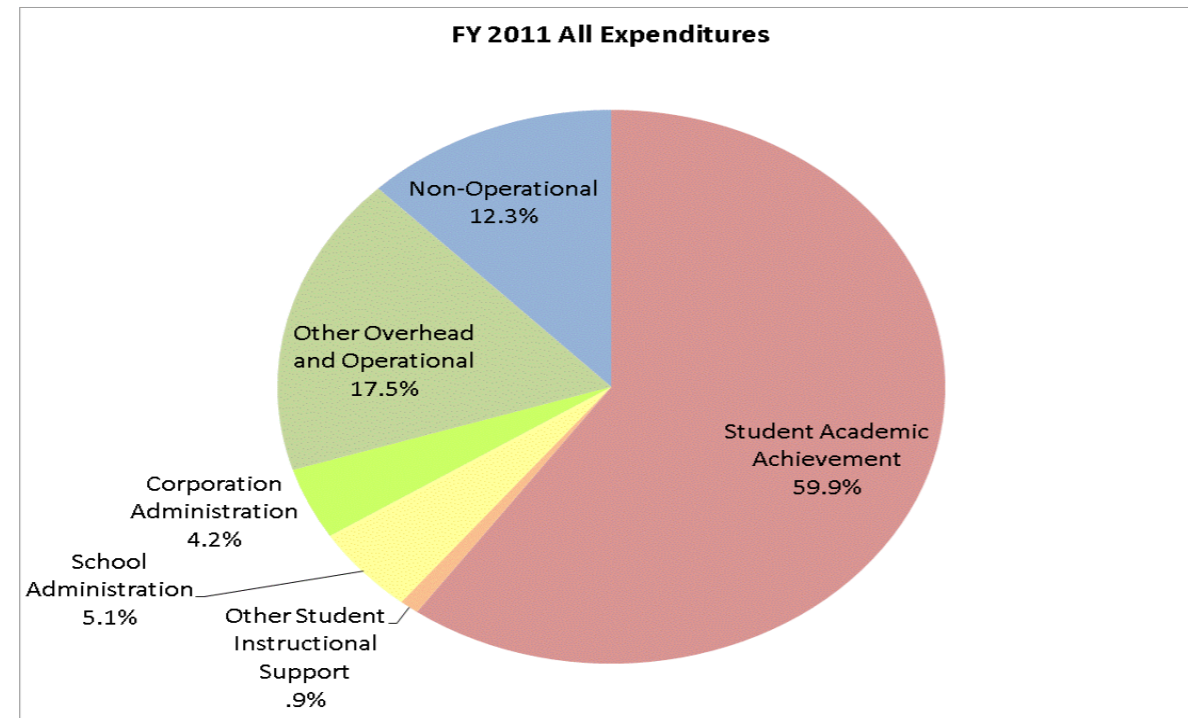


**School Corporation Expenditures by Expenditure Type
Biannual Financial Report Data July 2010 - June 2011
Scott County School District 1 (7230)**

Scott County School District 1 (7230)

Student Instructional Category	FY01 % of Total		FY06 % of Total		FY10 % of Total		FY11 % of Total	
	FY 2001	Exp	FY 2006	Exp	FY 2010	Exp	FY 2011	Exp
Student Academic Achievement	\$6,569,359	48.7%	\$8,806,815	57.8%	\$8,256,047	56.7%	\$8,443,345	59.9%
Student Instructional Support	\$720,395	5.3%	\$744,430	4.9%	\$848,166	5.8%	\$854,464	6.1%
Overhead and Operational	\$2,126,900	15.8%	\$3,074,063	20.2%	\$3,211,630	22.1%	\$3,062,062	21.7%
Nonoperational	\$4,071,056	30.2%	\$2,622,491	17.2%	\$2,236,605	15.4%	\$1,734,522	12.3%
Grand Total	\$13,487,709		\$15,247,799		\$14,552,448		\$14,094,393	

	FY 2001	FY 2006	FY 2010	FY 2011
Student Instructional Expenditures (Academic Achievement plus Support)	54.0%	62.6%	62.6%	66.0%



**School Corporation Expenditures by Expenditure Type
Biannual Financial Report Data July 2010 - June 2011
Scott County School District 1 (7230)**

Student Instructional Category	Account	FY 2001	FY 2006	FY 2010	FY 2011	10 Year Increase	5 Year Increase	1 Year Increase
Student Academic Achievement								
	11050 Regular Programs; Full Day Kindergarten			\$156,498	\$170,991			9%
	11100 Regular Programs; Elementary	\$1,894,287	\$2,099,698	\$2,880,754	\$2,908,896	54%	39%	1%
	11200 Regular Programs; Middle/Junior High	\$823,508	\$1,045,387	\$1,177,869	\$1,214,161	47%	16%	3%
	11300 Regular Programs; High School	\$1,036,516	\$1,328,257	\$1,633,273	\$1,666,594	61%	25%	2%
	11350 Regular Programs; High School; Academic Honors Diploma	\$24,050	\$23,328			-100%	-100%	
	11590 Other Vocational Education Programs	\$4,512				-100%		
	11620 Regular Programs; Alternative Education Programs; Middle/Junior High School	\$1,140				-100%		
	11630 Regular Programs; Alternative Education Programs; High School	\$1,140				-100%		
	11910 Other Regular Programs; Competency Testing		\$36,009				-100%	
	12110 Gifted And Talented; Gifted and Talented	\$16,645	\$8,276	\$40	\$30,442	83%	268%	> 500%
	12210 Mental Disabilities; Mild Mental Disabilities	\$199,702	\$158,772	\$238,925	\$208,872	5%	32%	-13%
	12220 Mental Disabilities; Moderate Mental Disabilities	\$50	\$298			-100%	-100%	
	12350 Physical Impairment; Homebound		\$222	\$751	\$91		-59%	-88%
	12510 Culturally Different; Communication Disorders	\$53,292	\$10,838	\$142	\$339	-99%	-97%	138%
	12520 Culturally Different; Compensatory	\$2,997	\$106,105	\$192,185	\$285,108	> 500%	169%	48%
	12610 Learning Disability	\$42,661	\$46,012	\$57,453	\$63,119	48%	37%	10%
	12710 Equal Opportunity At Risk	\$103,916	\$250,860	\$271,125	\$275,449	165%	10%	2%
	12810 Special Education Preschool			\$34,955	\$79,373			127%
	12900 Other Special Programs	\$8,232	\$49,395			-100%	-100%	
	14100 Summer School Programs; Elementary	\$68,159	\$76,458	\$12,328	\$67,824	0%	-11%	450%
	14200 Summer School Programs; Middle/Junior High School	\$1,533				-100%		
	14300 Summer School Programs; High School	\$24,311	\$61,818	\$30,375	\$42,988	77%	-30%	42%
	16100 Remediation Testing	\$5,286		\$3,148	\$5,949	13%		89%
	16200 Preventive Remediation		\$1,225	\$18,827			-100%	-100%
	17300 Payments to Other Governmental Units Within State; Area Vocational School (Participa	\$62,150	\$37,098	\$82,911	\$58,455	-6%	58%	-29%
	17400 Payments to Other Governmental Units Within State; Joint Services and Supply; Specia	\$41,927	\$43,314	\$22,000	\$31,625	-25%	-27%	44%
	17500 Payments to Other Governmental Units Within State; Special Education; Interlocal Agre	\$338,277	\$410,309	\$583,059	\$589,914	74%	44%	1%
	17600 Payments to Other Governmental Units Within State; Joint Services and Supply; Other	\$7,738	\$8,785	\$7,745	\$11,430	48%	30%	48%
	22120 Improvement of Instruction; Instruction and Curriculum Development	\$92,431	\$103,135	\$47,425	\$52,961	-43%	-49%	12%
	22130 Improvement of Instruction; Instructional Staff Training	\$74,007	\$17,896	\$10,070	\$5,553	-92%	-69%	-45%
	22190 Improvement of Instruction; Other Improvement of Instructional Services	\$4,226				-100%		
	22220 Library/Media Services; School Library	\$208,918	\$216,106	\$251,223	\$106,511	-49%	-51%	-58%
	22230 Library/Media Services; Audiovisual	\$4,577	\$486	\$924		-100%	-100%	-100%
	22240 Library/Media Services; Educational Television	\$15,701	\$11,573		\$2,698	-83%	-77%	
	22250 Library/Media Services; Computer Assisted Instruction Services	\$413,906	\$1,645	\$8,087	\$3,400	-99%	107%	-58%
	22290 Library/Media Services; Other Educational Media Services		\$10,506	\$96			-100%	-100%
	22310 Instruction, Related Technology; Technology Service Supervision and Administration	\$28,772	\$78,720	\$197,656	\$208,267	> 500%	165%	5%
	22360 Instruction, Related Technology; Network Support	\$14,087	\$53,341	\$105,923	\$60,212	327%	13%	-43%
	22370 Instruction, Related Technology; Hardware Maintenance and Support			\$107,717	\$244,758			127%
	25520 Textbooks for Rent or Resale; Textbooks, Workbooks, and Repairs	\$71,350	\$144,210	\$122,193	\$47,367	-34%	-67%	-61%
	25590 Textbooks for Rent or Resale; Other Textbook Resale Services			\$368				-100%
	26497 2007 Account Code - Teachers Retirement Fund	\$208,861	\$304,876					
Student Academic Achievement Total		\$5,898,865	\$6,744,957	\$8,256,047	\$8,443,345	43%	25%	2%
Student Instructional Support								
	21120 Attendance and Social Work Services; Attendance Services	\$61,963	\$63,541	\$44,930	\$26,296	-58%	-59%	-41%
	21220 Guidance Services; Counseling Services	\$135,643	\$31,734	\$28,382	\$30,238	-78%	-5%	7%
	21240 Guidance Services; Information Services	\$11,744				-100%		
	21290 Guidance Services; Other Guidance Services	\$44,459	\$1,732			-100%	-100%	
	21340 Health Services; Nurse Services	\$25,799	\$34,121	\$68,851	\$75,208	192%	120%	9%
	24100 Office of The Principal	\$354,561	\$494,407	\$706,003	\$722,721	104%	46%	2%
Student Instructional Support Total		\$634,169	\$625,535	\$848,166	\$854,464	35%	37%	1%
Overhead and Operational								
	23110 Board of Education; Service Area Direction	\$10,250	\$10,000	\$10,765	\$10,765	5%	8%	0%
	23120 Board of Education; Service Area Assistants	\$37,468				-100%		
	23150 Board of Education; Legal Services	\$200	\$300	\$1,375	\$400	100%	33%	-71%

School Corporation Expenditures by Expenditure Type
Biannual Financial Report Data July 2010 - June 2011
Scott County School District 1 (7230)

Student Instructional Category	Account	FY 2001	FY 2006	FY 2010	FY 2011	10 Year Increase	5 Year Increase	1 Year Increase
	23160 Board of Education; Promotion Expenses	\$4,108	\$2,999	\$7,384	\$6,546	59%	118%	-11%
	23210 Executive Administration; Office of The Superintendent	\$215,151	\$341,890	\$500,127	\$517,724	141%	51%	4%
	23230 Executive Administration; Staff Relations and Negotiations	\$779	\$10,989	\$5,113		-100%	-100%	-100%
	25191 Other Fiscal Services; Refund of Revenue	\$5,278	\$566	\$971	\$3,924	-26%	> 500%	304%
	25195 Other Fiscal Services; Bank Account Service Charge				\$1,439			
	25196 Other Fiscal Services; Cash Change	\$300				-100%		
	25750 Personnel Services; Health Services	\$1,940	\$8,507	\$2,389	\$2,127	10%	-75%	-11%
	25790 Personnal Services; Other Professional Services			\$34,858	\$47,471			36%
	26200 Operation and Maintenance of Plant Services; Maintenance of Buildings	\$784,661	\$1,101,792	\$1,290,129	\$1,255,113	60%	14%	-3%
	26300 Operation and Maintenance of Plant Services; Maintenance of Grounds	\$33,006	\$19,466	\$14,122	\$14,163	-57%	-27%	0%
	26400 Operation and Maintenance of Plant Services; Maintenance of Equipment	\$41,068	\$79,774	\$35,964	\$23,059	-44%	-71%	-36%
	26495 2007 Account Code - Support Services, Central ; Other Staff Services ; Official Bonds		\$2,080					
	26500 Operation and Maintenance of Plant Services; Vehicle Maintenance (not buses)	\$14,191	\$25,048	\$10,764	\$8,590	-39%	-66%	-20%
	26600 Operation and Maintenance of Plant Services; Security Services	\$33,993	\$24,872	\$52,689	\$48,234	42%	94%	-8%
	26700 Operation and Maintenance of Plant Services; Insurance	\$53,376	\$107,284	\$123,755	\$123,984	132%	16%	0%
	27100 Student Transportation; Vehicle Operation	\$49,728	\$274,645	\$241,486	\$234,362	371%	-15%	-3%
	27200 Student Transportation; Monitoring Services	\$8,586	\$16,856	\$17,564	\$21,618	152%	28%	23%
	27300 Student Transportation; Vehicle Servicing and Maintenance	\$17,263	\$65,061	\$57,968	\$63,916	270%	-2%	10%
	27400 Student Transportation; Purchase of School Buses	\$71,850	\$97,228	\$84,849		-100%	-100%	-100%
	27500 Student Transportation; Insurance on Buses	\$6,797	\$29,698	\$26,982	\$25,931	282%	-13%	-4%
	27700 Student Transportation; Contracted Transportation Services	\$168,488	\$25,543	\$27,751	\$25,298	-85%	-1%	-9%
	31200 Food Services Operations; Food Preparation and Dispensing	\$245,565	\$292,504	\$343,612	\$326,352	33%	12%	-5%
	31400 Food Services Operations; Food Purchases	\$216,657	\$321,424	\$313,524	\$293,166	35%	-9%	-6%
	31900 Other Food Services	\$6,695	\$2,165	\$7,489	\$7,881	18%	264%	5%
Overhead and Operational Total		\$2,027,397	\$2,860,688	\$3,211,630	\$3,062,062	51%	7%	-5%
Nonoperational								
	33200 Community Recreation	\$11,083	\$15,007	\$7,642	\$17,892	61%	19%	134%
	33400 Athletic Coaches	\$94,699	\$114,546	\$157,098	\$141,063	49%	23%	-10%
	33500 Welfare Activities Services	\$18,042	\$35,298	\$30,323	\$24,602	36%	-30%	-19%
	33910 High School Band Uniforms	\$1,802				-100%		
	33990 Other Community Services; Other	\$1,497	\$6,139	\$23,155		-100%	-100%	-100%
	41000 Facilities Acquisition and Construction; Land Acquisition and Development		\$442,687	\$10,925		-100%	-100%	-100%
	43000 Facilities Acquisition and Construction; Professional Services	\$21,650		\$2,581		-100%		-100%
	45100 Building Acquisition, Construction and Improvements	\$2,887,358	\$229,182	\$106,123		-100%	-100%	-100%
	45200 Building Acquisition, Construction and Improvement; Energy Savings Contracts			\$32,537	\$63,575			95%
	45400 Building Acquisition, Construction and Improvement; Sports Facilities	\$17,178	\$48,146	\$4,382		-100%	-100%	-100%
	45500 Facilities Acquisition and Construction; Rent of Buildings, Facilities, and Equipment	\$6,498				-100%		
	46000 Facilities Acquisition and Construction; Purchase of Moveable Equipment	\$131,942				-100%		
	47000 Facilities Acquisition and Construction; Purchase of Mobile or Fixed Equipment	\$49,666	\$247,291	\$59,703	\$66,046	33%	-73%	11%
	51100 Debt Services; Principal on Debt; Bonds	\$260,000	\$157,346	\$157,520	\$159,430	-39%	1%	1%
	52100 Debt Services; Interest on Debt; Bonds	\$5,329				-100%		
	52600 Debt Services; Interest on Debt; Other Department of Local Government Finance Approved Debt				\$11,665			
	53100 Debt Services; Lease Rental; Buildings ; Principal	\$343,500	\$406,996	\$505,000	\$525,000	53%	29%	4%
	54100 Veterans' Memorial Fund; Principal	\$11,850	\$11,400	\$16,450	\$10,850	-8%	-5%	-34%
	54200 Common School Fund; Principal	\$193,626	\$884,425	\$1,123,167	\$714,399	269%	-19%	-36%
Nonoperational Total		\$4,055,721	\$2,598,461	\$2,236,605	\$1,734,522	-57%	-33%	-22%
Prorated By Fund								
	26491 2007 Account Code - PERF	\$58,333	\$90,316					
	26492 2007 Account Code - Social Security	\$437,508	\$516,433					
	26493 2007 Account Code - Workmen's Compensation	\$59,912	\$48,428					
	26494 2007 Account Code - Group Insurance	\$315,427	\$471,339					
	26496 2007 Account Code - Unemployment Compensation	\$377	\$8,841					
	26498 2007 Account Code - Severance / Early Retirement Pay		\$1,282,799					
Prorated By Fund Total		\$871,558	\$2,418,157					